

Alcorn

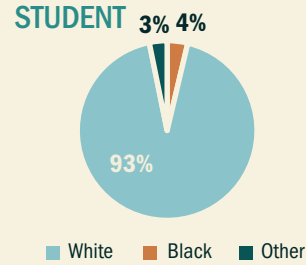


TEACHER CHARACTERISTICS by school district

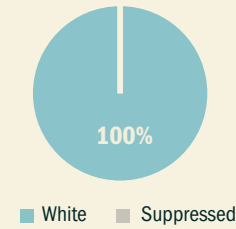
	ALCORN		CORINTH	
	n	%	n	%
Total Number	279		160	
Alternate Route Certification	12	4%	12	8%
Gender: Male	67	24%	33	21%
Gender: Female	212	76%	127	79%
¹ National Board Certified	32	12%	25	16%
² Chronic Absence Rate	18	6%	*	*
³ Student Graduation Rate		88%		95%

RACE DEMOGRAPHICS

ALCORN

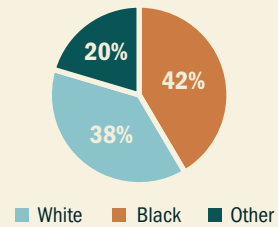


TEACHER

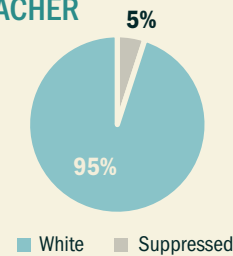


CORINTH

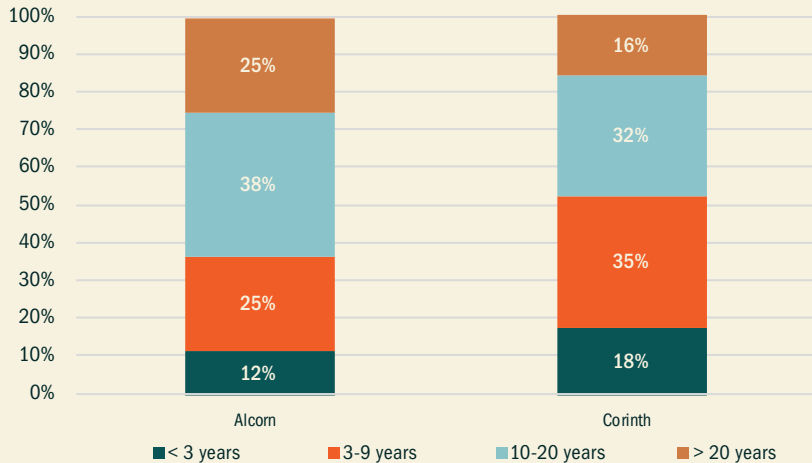
STUDENT



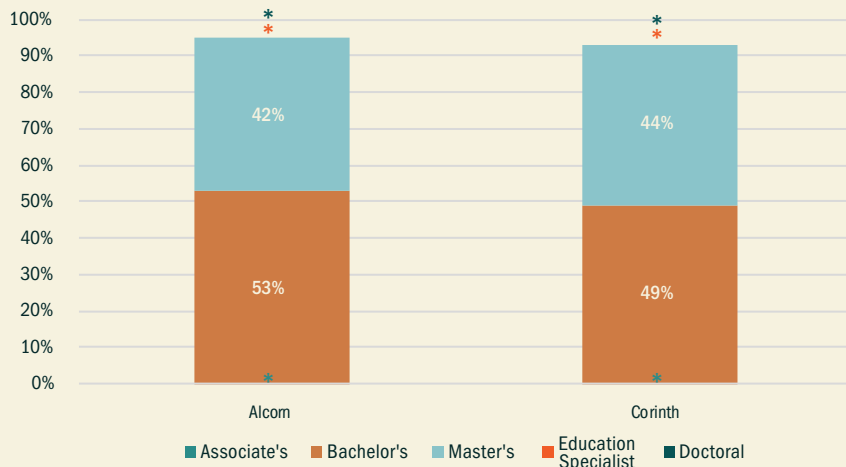
TEACHER



EXPERIENCE



EDUCATION LEVEL



¹National Board Certified Teacher data from 2015-2016 school year.
²Chronic Absence Rate (teachers) data from 2014-2015 school year.
 Teachers missing ten percent or more of the school year are considered chronically absent.
³Student Graduation Rate data from Spring 2018.
 *Note. Represents suppressed data to prevent the identification of individuals in small cells (n < 10).
 Source: Mississippi Department of Education