

Benton



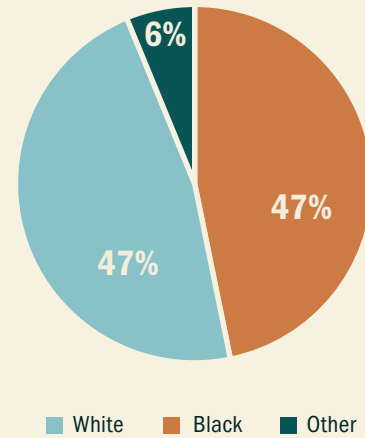
TEACHER CHARACTERISTICS by school district

	BENTON	
	n	%
Total Number	101	
Alternate Route Certification	13	13%
Gender: Male	21	21%
Gender: Female	80	79%
¹ National Board Certified	*	*
² Chronic Absence Rate	*	*
³ Student Graduation Rate		88%

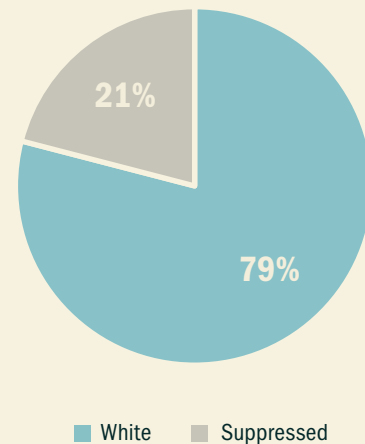
RACE DEMOGRAPHICS

BENTON

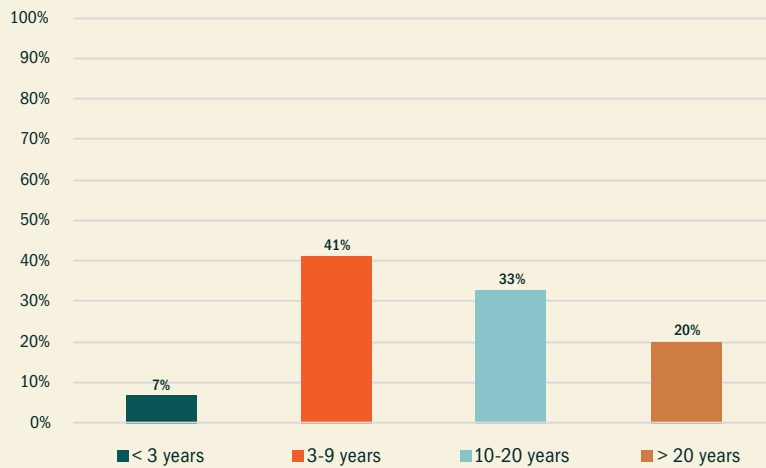
STUDENT



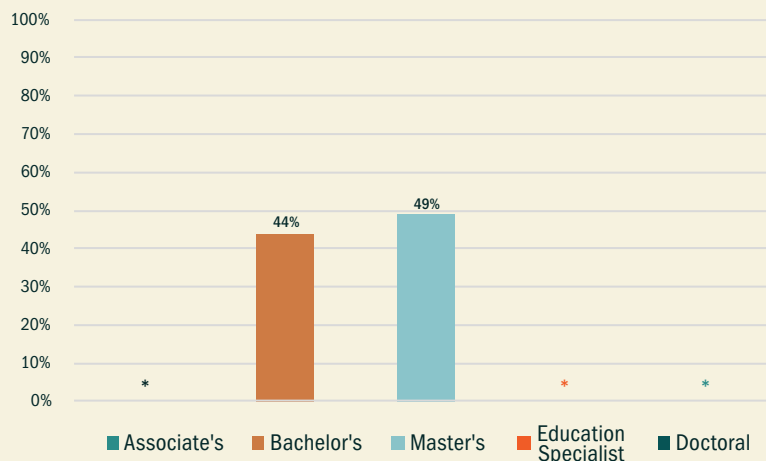
TEACHER



EXPERIENCE



EDUCATION LEVEL



¹National Board Certified Teacher data from 2015-2016 school year.
²Chronic Absence Rate (teachers) data from 2014-2015 school year.
 Teachers missing ten percent or more of the school year are considered chronically absent.
³Student Graduation Rate data from Spring 2018.
 *Note. Represents suppressed data to prevent the identification of individuals in small cells (n < 10).
 Source: Mississippi Department of Education