

# Calhoun



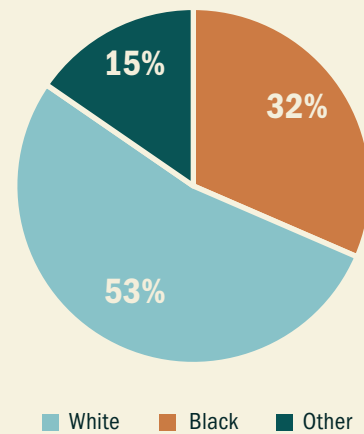
## TEACHER CHARACTERISTICS by school district

	CALHOUN	
	n	%
Total Number	189	
Alternate Route Certification	16	9%
Gender: Male	42	22%
Gender: Female	147	78%
<sup>1</sup> National Board Certified	27	14%
<sup>2</sup> Chronic Absence Rate	12	6%
<sup>3</sup> Student Graduation Rate		87%

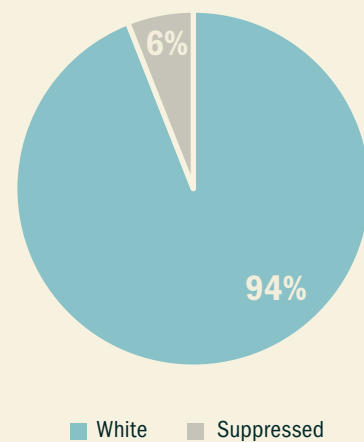
## RACE DEMOGRAPHICS

### CALHOUN

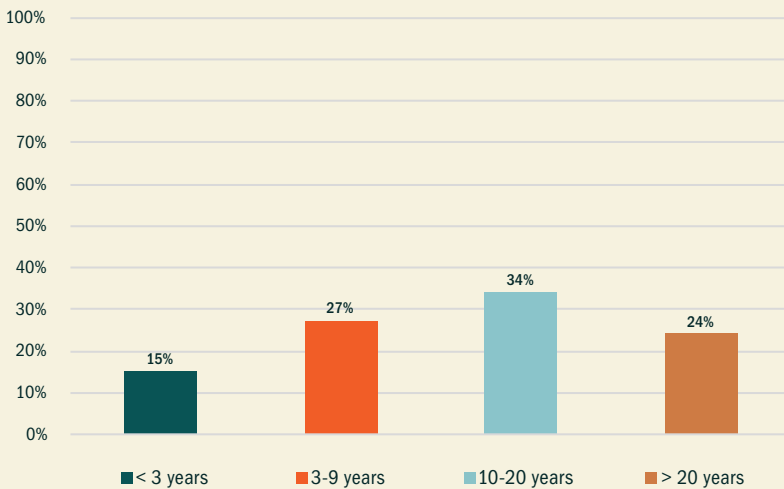
#### STUDENT



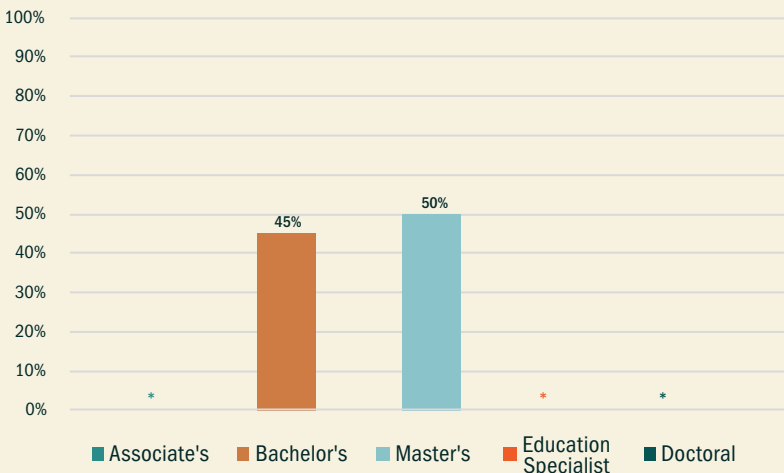
#### TEACHER



## EXPERIENCE



## EDUCATION LEVEL



<sup>1</sup>National Board Certified Teacher data from 2015-2016 school year.

<sup>2</sup>Chronic Absence Rate (teachers) data from 2014-2015 school year. Teachers missing ten percent or more of the school year are considered chronically absent.

<sup>3</sup>Student Graduation Rate data from Spring 2018.

\*Note. Represents suppressed data to prevent the identification of individuals in small cells (n < 10).

Source: Mississippi Department of Education

Data: 2017-2018  
 unless otherwise noted  
 Social Science Research Center  
 Mississippi State University  
[www.msdataproject.com](http://www.msdataproject.com)