

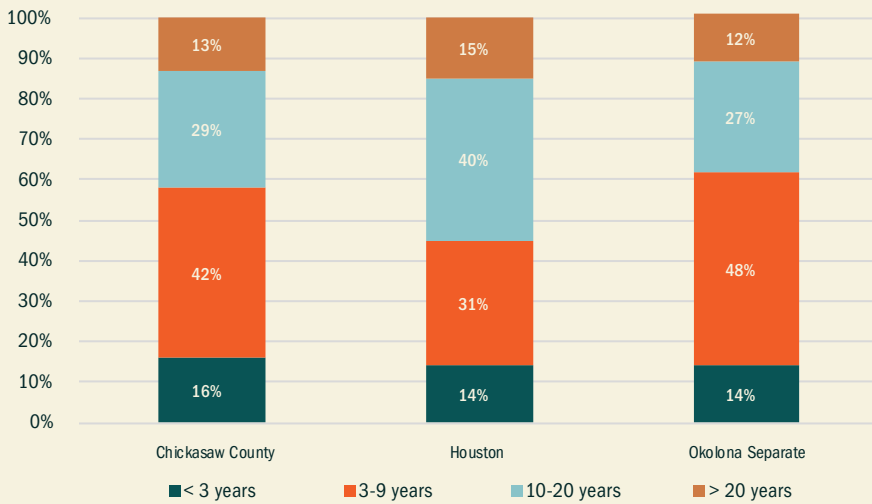
# Chickasaw



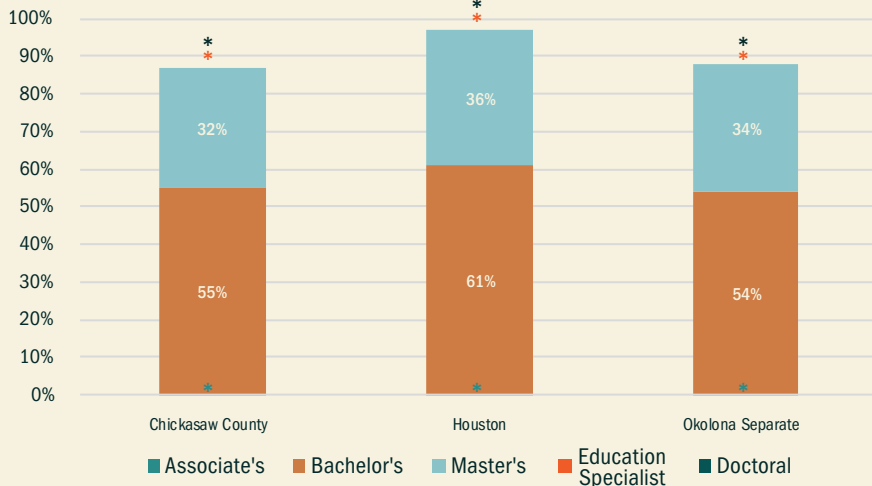
## TEACHER CHARACTERISTICS by school district

	CHICKASAW		HOUSTON		OKOLONA	
	n	%	n	%	n	%
Total Number	38		136		59	
Alternate Route Certification	*	*	11	8%	*	*
Gender: Male	*	*	29	21%	*	*
Gender: Female	32	84%	107	79%	50	85%
<sup>1</sup> National Board Certified	*	*	*	*	*	*
<sup>2</sup> Chronic Absence Rate	*	*	*	*	*	*
<sup>3</sup> Student Graduation Rate		78%		89%		84%

### EXPERIENCE

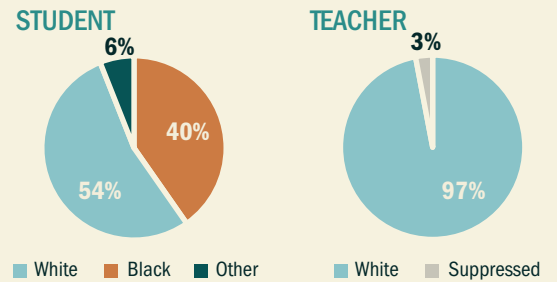


### EDUCATION LEVEL

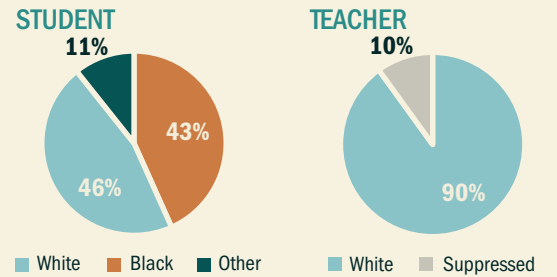


### RACE DEMOGRAPHICS

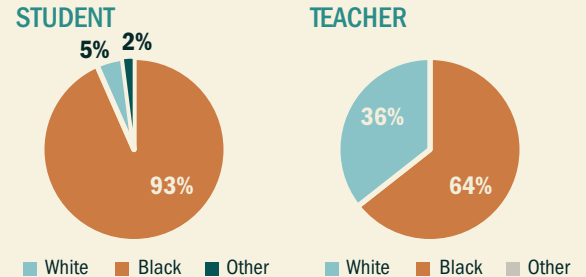
#### CHICKASAW



#### HOUSTON



#### OKOLONA



<sup>1</sup>National Board Certified Teacher data from 2015-2016 school year.  
<sup>2</sup>Chronic Absence Rate (teachers) data from 2014-2015 school year.  
 Teachers missing ten percent or more of the school year are considered chronically absent.  
<sup>3</sup>Student Graduation Rate data from Spring 2018.  
 \*Note. Represents suppressed data to prevent the identification of individuals in small cells (n < 10).