

Choctaw



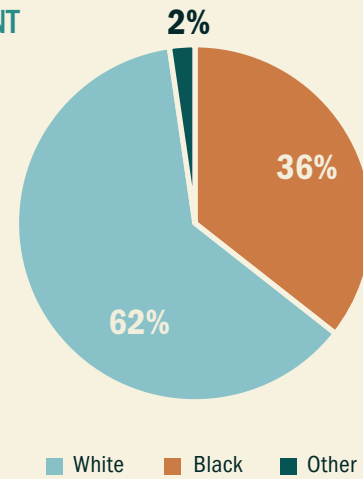
TEACHER CHARACTERISTICS by school district

	CHOCTAW	
	n	%
Total Number	137	
Alternate Route Certification	18	13%
Gender: Male	33	24%
Gender: Female	104	76%
¹ National Board Certified	*	*
² Chronic Absence Rate	10	7%
³ Student Graduation Rate		84%

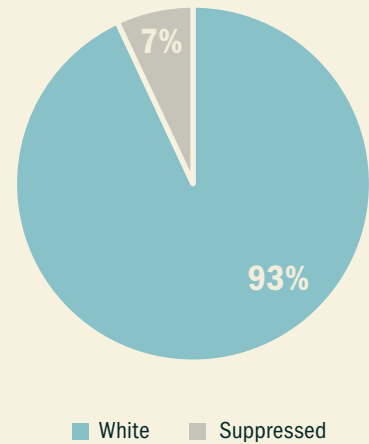
RACE DEMOGRAPHICS

CHOCTAW

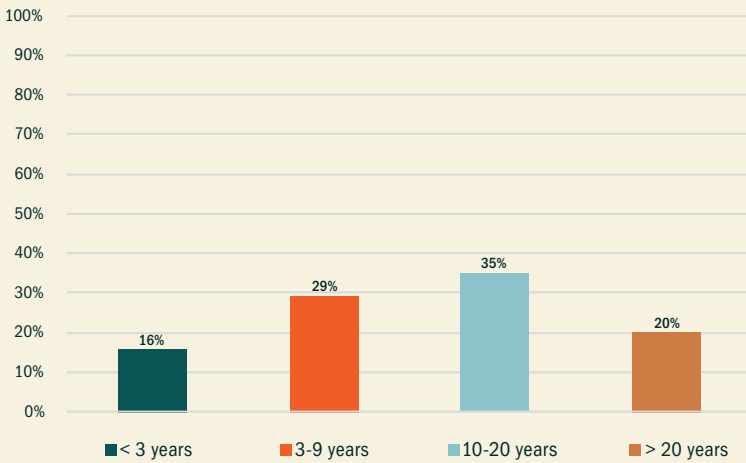
STUDENT



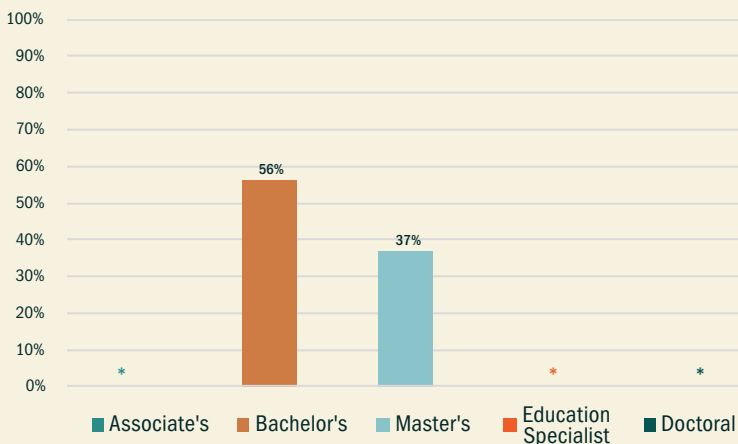
TEACHER



EXPERIENCE



EDUCATION LEVEL



¹National Board Certified Teacher data from 2015-2016 school year.

²Chronic Absence Rate (teachers) data from 2014-2015 school year.

Teachers missing ten percent or more of the school year are considered chronically absent.

³Student Graduation Rate data from Spring 2018.

*Note. Represents suppressed data to prevent the identification of individuals in small cells (n < 10).

Source: Mississippi Department of Education

Data: 2017-2018
 unless otherwise noted
 Social Science Research Center
 Mississippi State University
www.msdataproject.com