

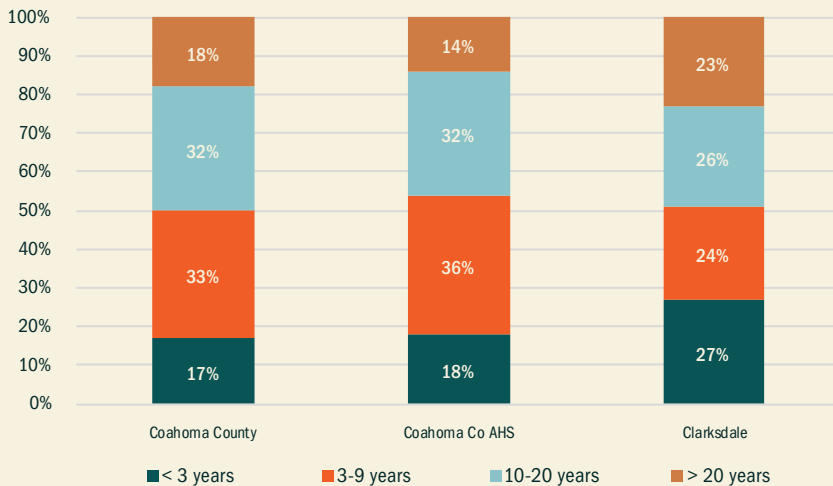
Coahoma



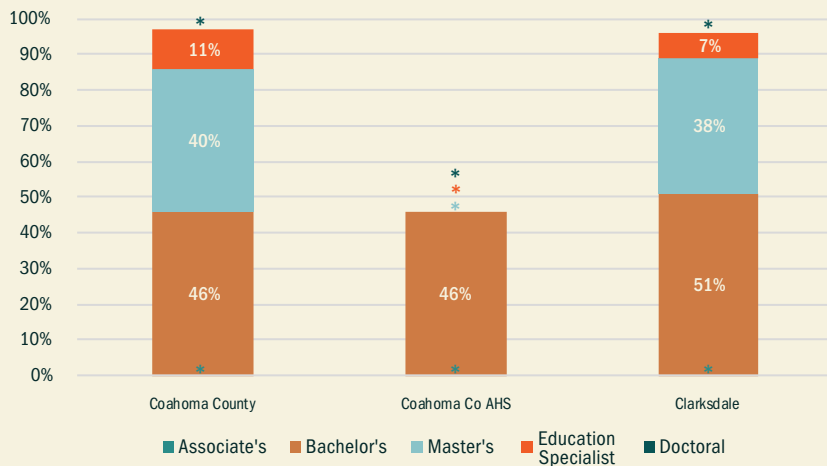
TEACHER CHARACTERISTICS by school district

	COAHOMA		COAHOMA AHS		CLARKSDALE	
	n	%	n	%	n	%
Total Number	100		22		169	
Alternate Route Certification	14	14%	*	*	25	15%
Gender: Male	22	22%	11	50%	48	28%
Gender: Female	78	78%	11	50%	121	72%
¹ National Board Certified	*	*	*	*	*	*
² Chronic Absence Rate	*	*	*	*	33	14%
³ Student Graduation Rate		65%		77%		83%

EXPERIENCE

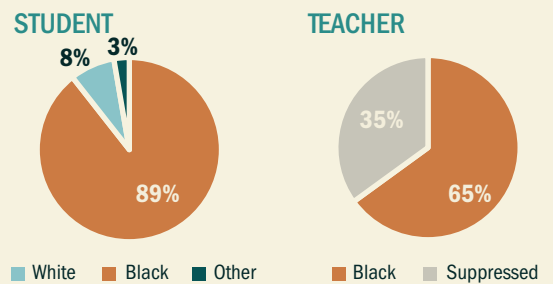


EDUCATION LEVEL

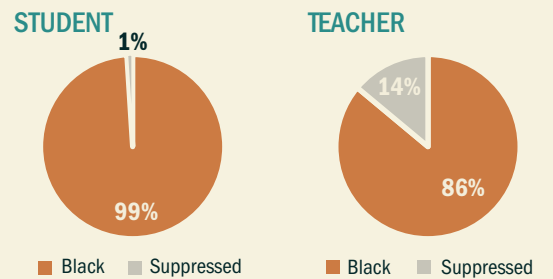


RACE DEMOGRAPHICS

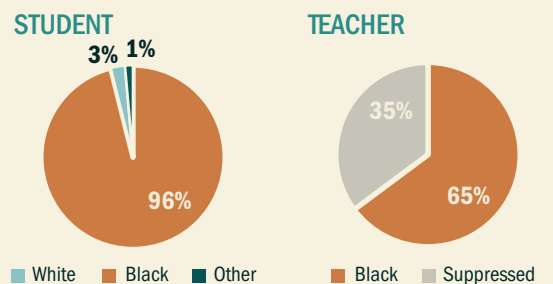
COAHOMA



COAHOMA AHS



CLARKSDALE



¹National Board Certified Teacher data from 2015-2016 school year.
²Chronic Absence Rate (teachers) data from 2014-2015 school year.
 Teachers missing ten percent or more of the school year are considered chronically absent.
³Student Graduation Rate data from Spring 2018.
 *Note. Represents suppressed data to prevent the identification of individuals in small cells (n < 10).