

# Copiah

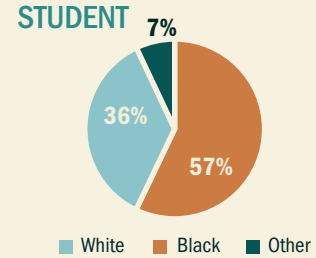


## TEACHER CHARACTERISTICS by school district

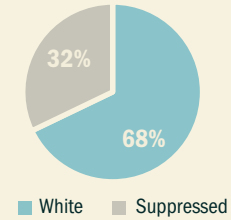
	COPIAH		HAZLEHURST	
	n	%	n	%
Total Number	182		82	
Alternate Route Certification	24	13%	21	26%
Gender: Male	52	29%	21	26%
Gender: Female	130	71%	61	74%
<sup>1</sup> National Board Certified	*	*	*	*
<sup>2</sup> Chronic Absence Rate	11	6%	*	*
<sup>3</sup> Student Graduation Rate		84%		76%

## RACE DEMOGRAPHICS

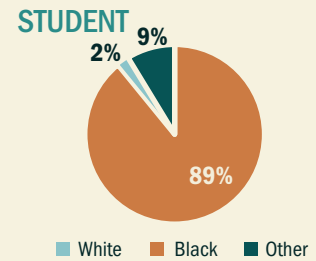
### COPIAH



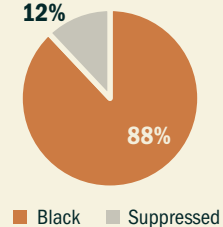
### TEACHER



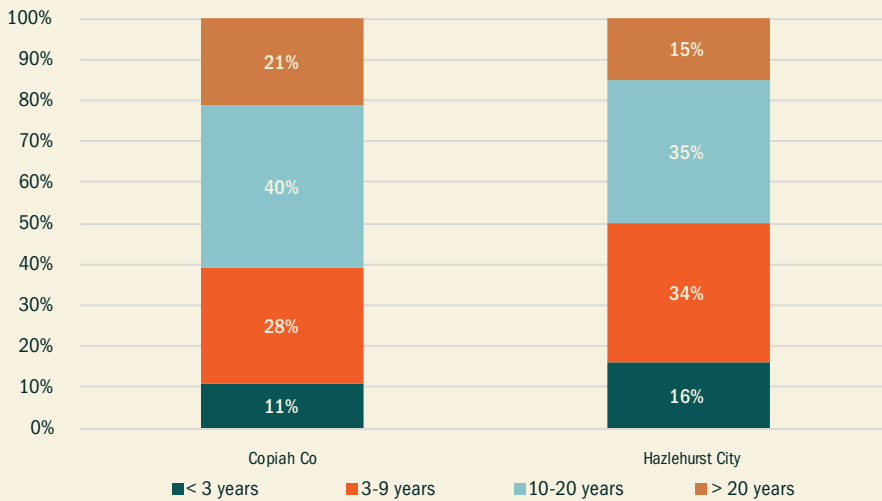
### HAZLEHURST



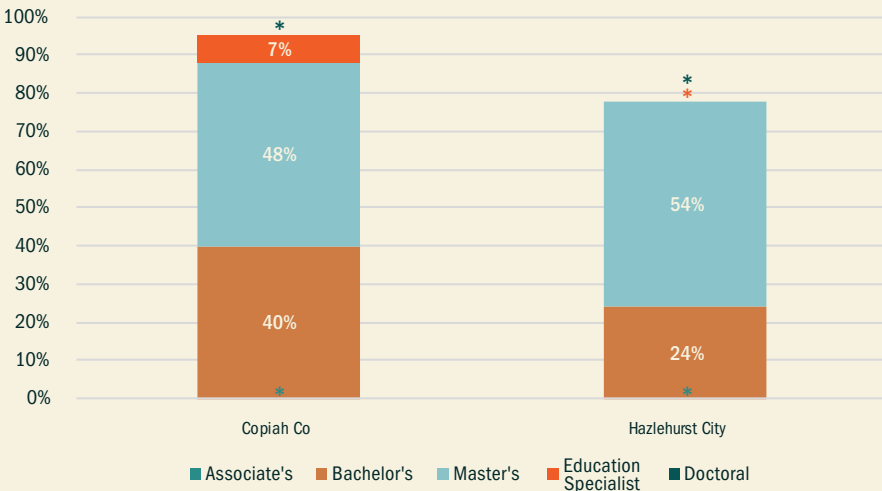
### TEACHER



## EXPERIENCE



## EDUCATION LEVEL



<sup>1</sup>National Board Certified Teacher data from 2015-2016 school year.  
<sup>2</sup>Chronic Absence Rate (teachers) data from 2014-2015 school year.  
 \*Teachers missing ten percent or more of the school year are considered chronically absent.  
<sup>3</sup>Student Graduation Rate data from Spring 2018.  
 \*Note. Represents suppressed data to prevent the identification of individuals in small cells (n < 10).  
 Source: Mississippi Department of Education