

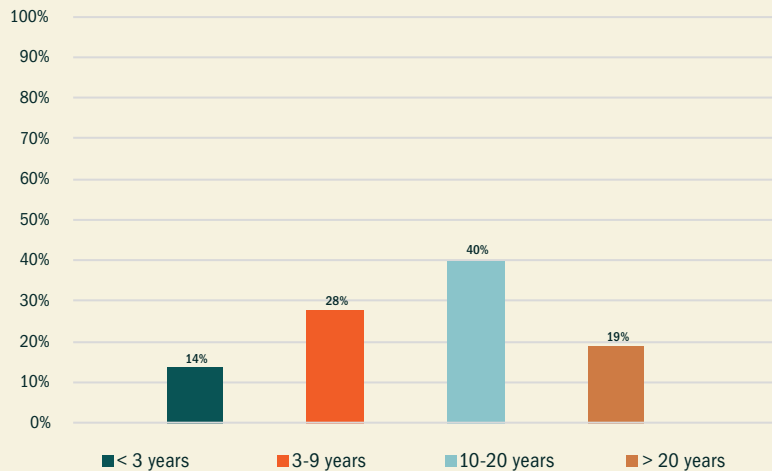
Covington



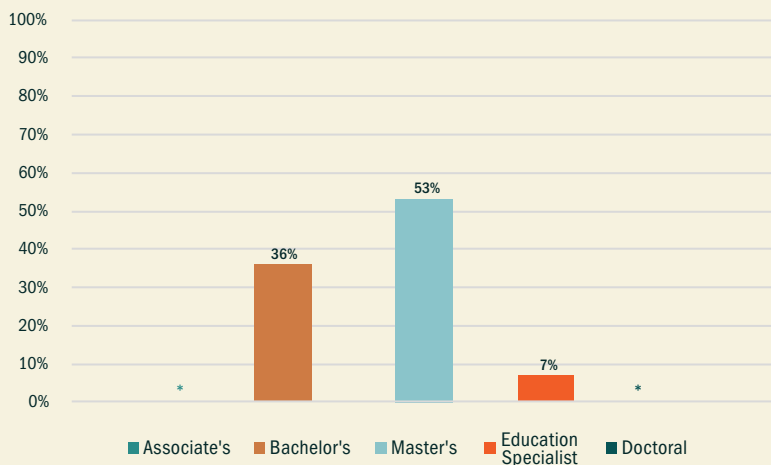
TEACHER CHARACTERISTICS by school district

| | COVINGTON | |
|---------------------------------------|-----------|-----|
| | n | % |
| Total Number | 230 | |
| Alternate Route Certification | 33 | 14% |
| Gender: Male | 52 | 23% |
| Gender: Female | 178 | 77% |
| ¹ National Board Certified | 11 | 5% |
| ² Chronic Absence Rate | * | * |
| ³ Student Graduation Rate | | 83% |

EXPERIENCE



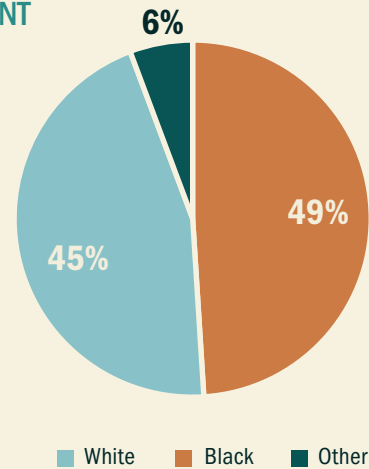
EDUCATION LEVEL



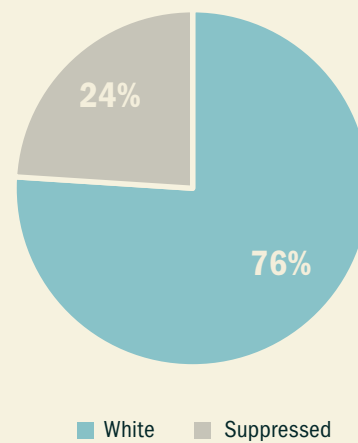
RACE DEMOGRAPHICS

COVINGTON

STUDENT



TEACHER



¹National Board Certified Teacher data from 2015-2016 school year.
²Chronic Absence Rate (teachers) data from 2014-2015 school year.
 Teachers missing ten percent or more of the school year are considered chronically absent.
³Student Graduation Rate data from Spring 2018.
 *Note. Represents suppressed data to prevent the identification of individuals in small cells (n < 10).
 Source: Mississippi Department of Education