

DeSoto

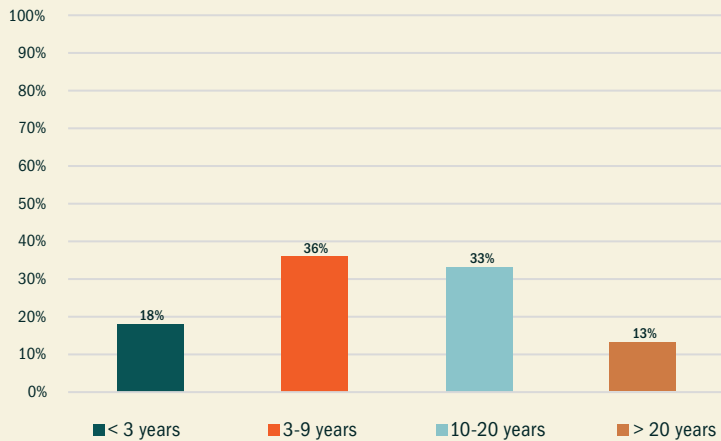


TEACHER CHARACTERISTICS by school district

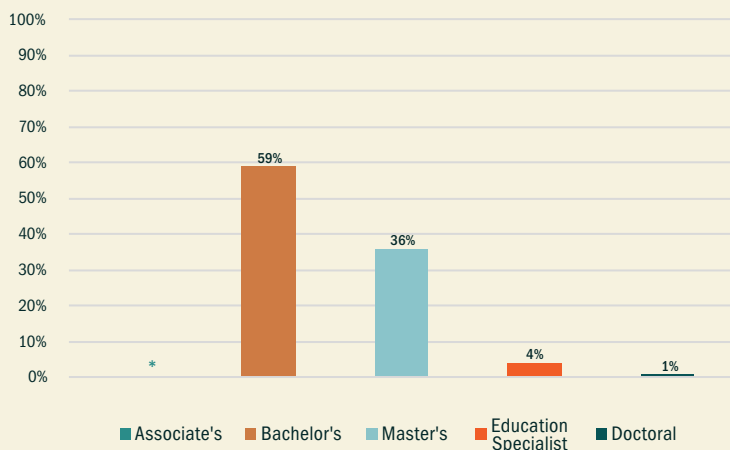
DESOTO

| | n | % |
|---------------------------------------|------|-----|
| Total Number | 2228 | |
| Alternate Route Certification | 295 | 13% |
| Gender: Male | 423 | 19% |
| Gender: Female | 1805 | 81% |
| ¹ National Board Certified | 148 | 7% |
| ² Chronic Absence Rate | 162 | 7% |
| ³ Student Graduation Rate | | 88% |

EXPERIENCE



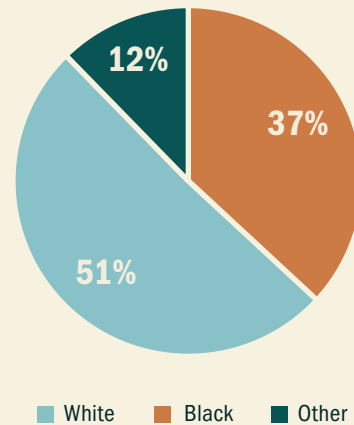
EDUCATION LEVEL



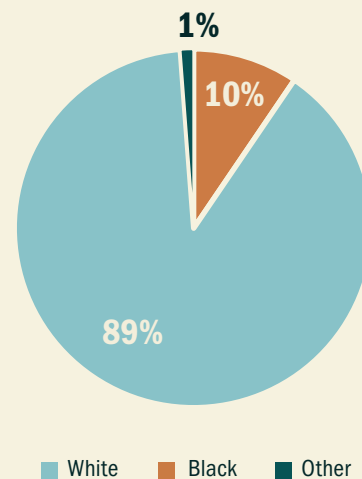
RACE DEMOGRAPHICS

DESOTO

STUDENT



TEACHER



¹National Board Certified Teacher data from 2015-2016 school year.
²Chronic Absence Rate (teachers) data from 2014-2015 school year.
 Teachers missing ten percent or more of the school year are considered chronically absent.
³Student Graduation Rate data from Spring 2018.
 *Note. Represents suppressed data to prevent the identification of individuals in small cells (n < 10).