

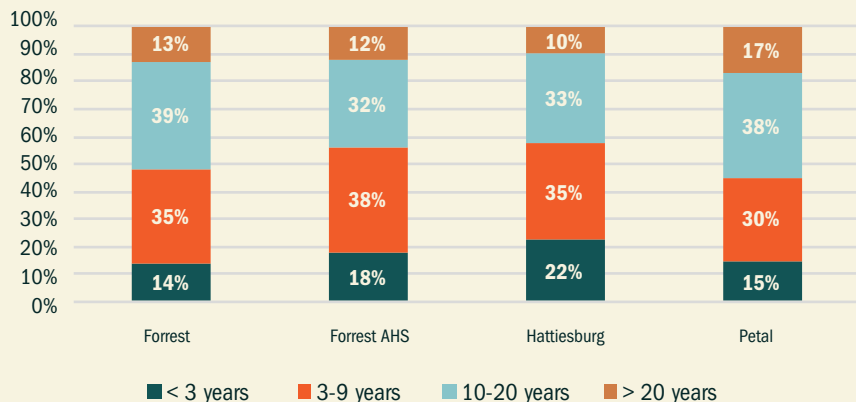
# Forrest



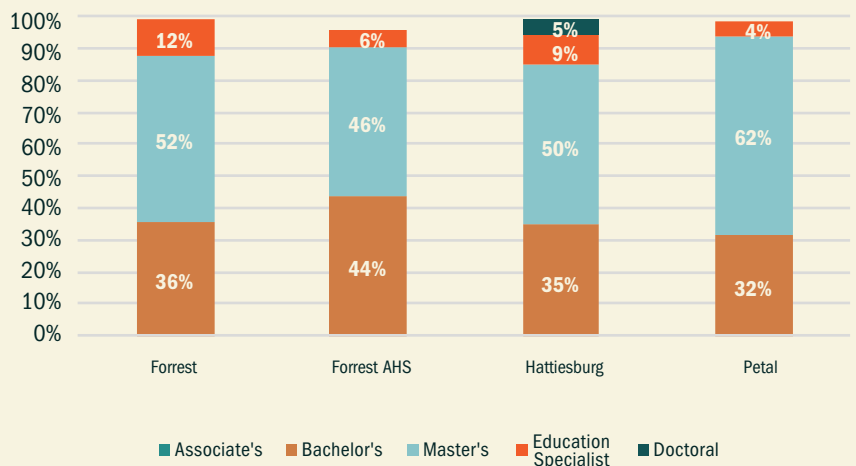
## TEACHER CHARACTERISTICS by school district

	FORREST		FORREST AHS		HATTIESBURG		PETAL	
	n	%	n	%	n	%	n	%
Total Number	207		50		332		299	
Alternate Route Certification	31	15%	12	24%	73	22%	43	14%
Gender: Male	38	18%	23	46%	76	23%	55	18%
Gender: Female	169	82%	27	54%	256	77%	244	82%
<sup>1</sup> National Board Certified	*	*	*	*	15	5%	41	14%
<sup>2</sup> Teacher Chronic Absence Rate	11	5%	*	*	64	17%	*	*
<sup>3</sup> Student Graduation Rate		85%		87%		72%		89%

### EXPERIENCE

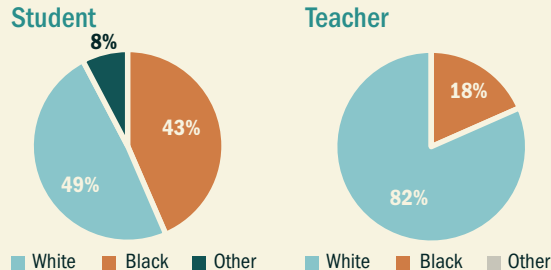


### EDUCATION LEVEL

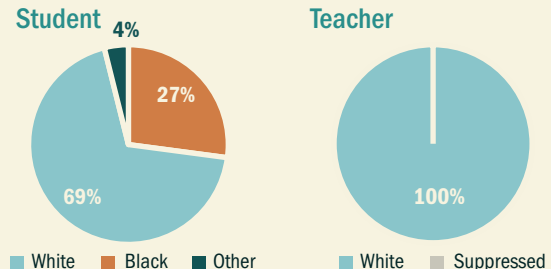


### RACE DEMOGRAPHICS

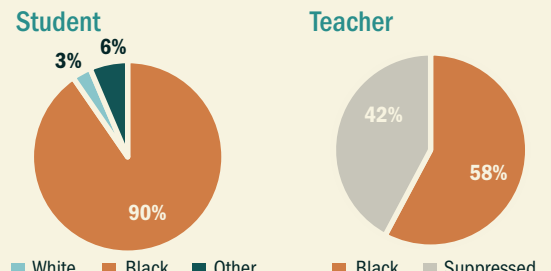
#### FORREST



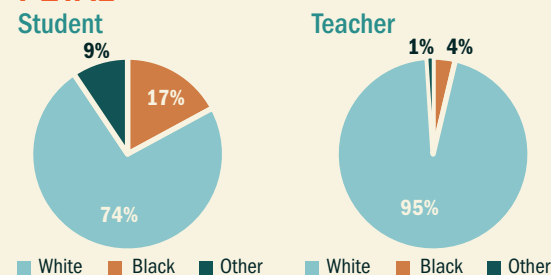
#### FORREST AHS



#### HATTIESBURG



#### PETAL



<sup>1</sup>National Board Certified Teacher data from 2015-2016 school year.

<sup>2</sup>Chronic Absence Rate (teachers) data from 2014-2015 school year. Teachers missing ten percent or more of the school year are considered chronically absent.

<sup>3</sup>Student Graduation Rate data from Spring 2018.

\*Note. Represents suppressed data to prevent the identification of individuals in small cells (n < 10).

Source: Mississippi Department of Education