

# Grenada

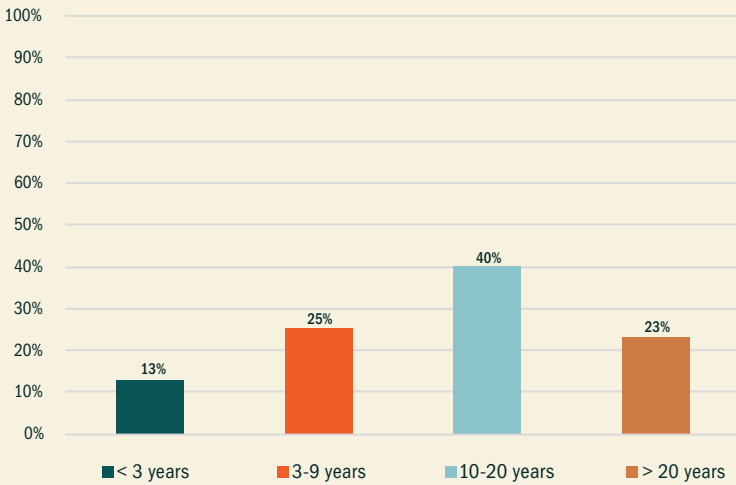


## TEACHER CHARACTERISTICS by school district

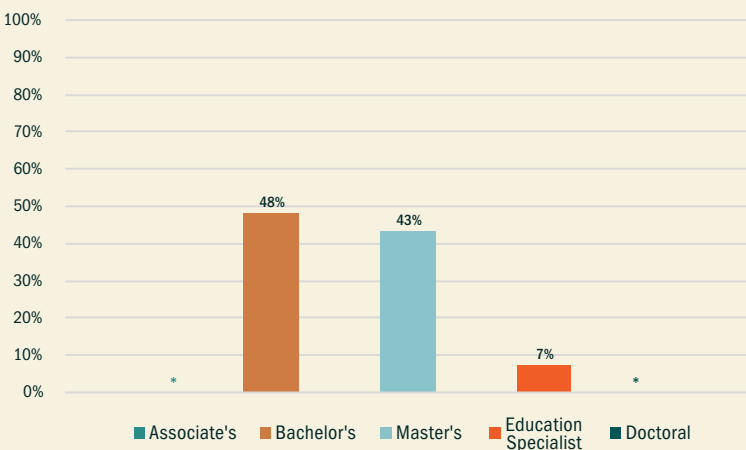
### GRENADA

	n	%
Total Number	284	
Alternate Route Certification	19	7%
Gender: Male	53	19%
Gender: Female	231	81%
<sup>1</sup> National Board Certified	16	6%
<sup>2</sup> Chronic Absence Rate	30	10%
<sup>3</sup> Student Graduation Rate		83%

## EXPERIENCE



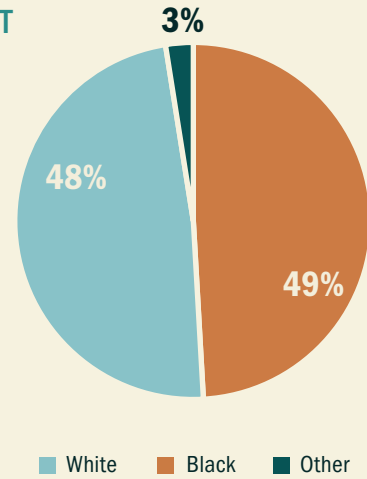
## EDUCATION LEVEL



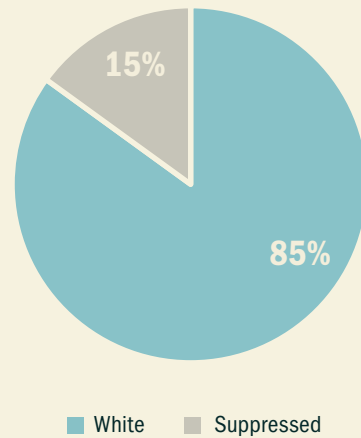
## RACE DEMOGRAPHICS

### GRENADA

#### STUDENT



#### TEACHER



<sup>1</sup>National Board Certified Teacher data from 2015-2016 school year.  
<sup>2</sup>Chronic Absence Rate (teachers) data from 2014-2015 school year.  
 Teachers missing ten percent or more of the school year are considered chronically absent.  
<sup>3</sup>Student Graduation Rate data from Spring 2018.  
 \*Note. Represents suppressed data to prevent the identification of individuals in small cells (n < 10).  
 Source: Mississippi Department of Education