

Hancock

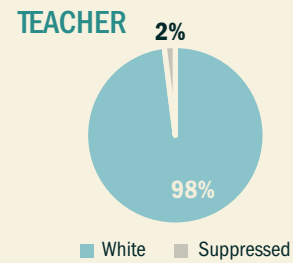
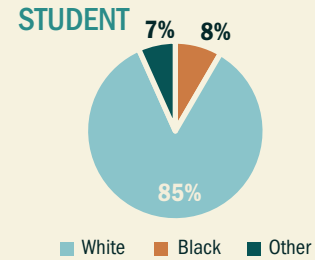


TEACHER CHARACTERISTICS by school district

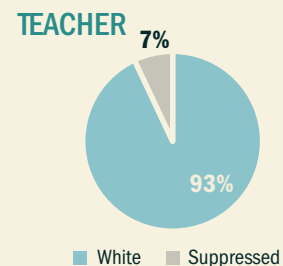
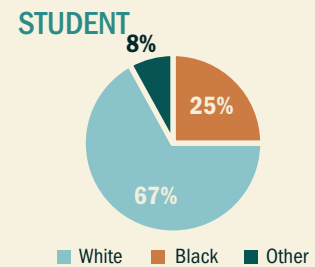
	HANCOCK		BAY ST LOUIS	
	n	%	n	%
Total Number	316		138	
Alternate Route Certification	38	12%	29	21%
Gender: Male	55	17%	37	27%
Gender: Female	261	83%	101	73%
¹ National Board Certified	21	7%	*	*
² Chronic Absence Rate	*	*	12	8%
³ Student Graduation Rate		84%		91%

RACE DEMOGRAPHICS

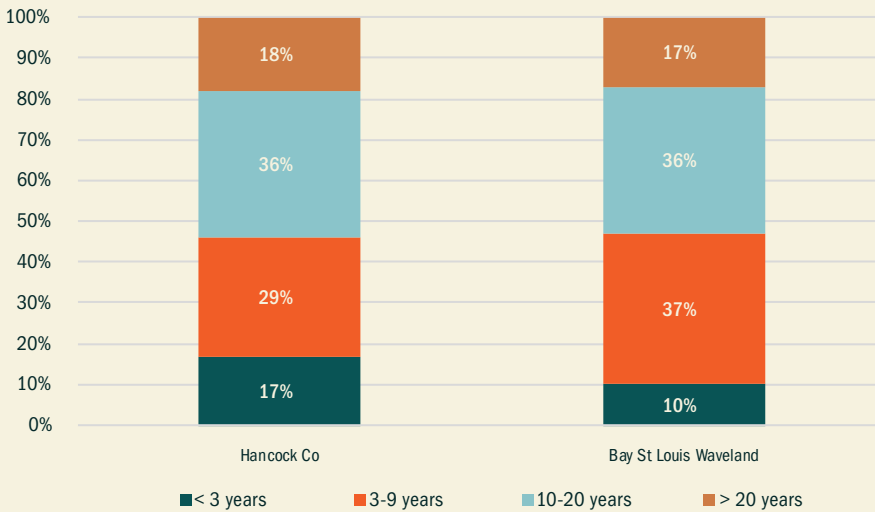
HANCOCK



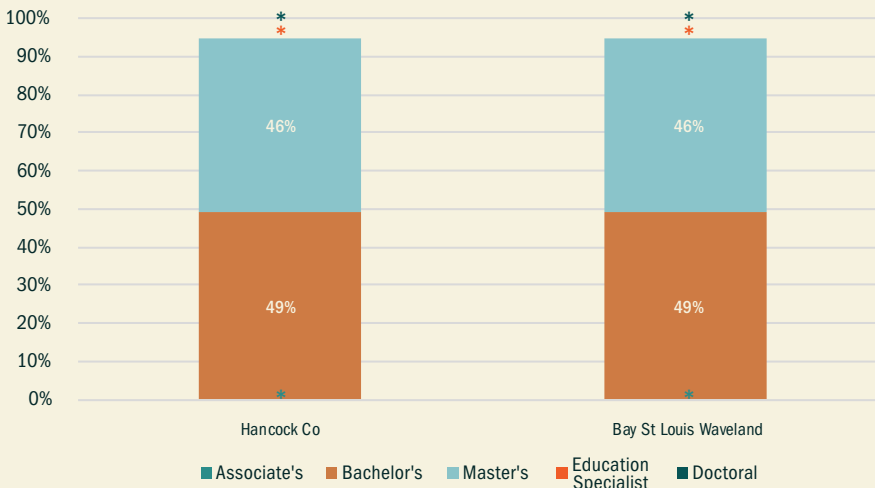
BAY ST LOUIS



EXPERIENCE



EDUCATION LEVEL



¹National Board Certified Teacher data from 2015-2016 school year.
²Chronic Absence Rate (teachers) data from 2014-2015 school year.
 Teachers missing ten percent or more of the school year are considered chronically absent.
³Student Graduation Rate data from Spring 2018.
 *Note. Represents suppressed data to prevent the identification of individuals in small cells (n < 10).
 Source: Mississippi Department of Education