

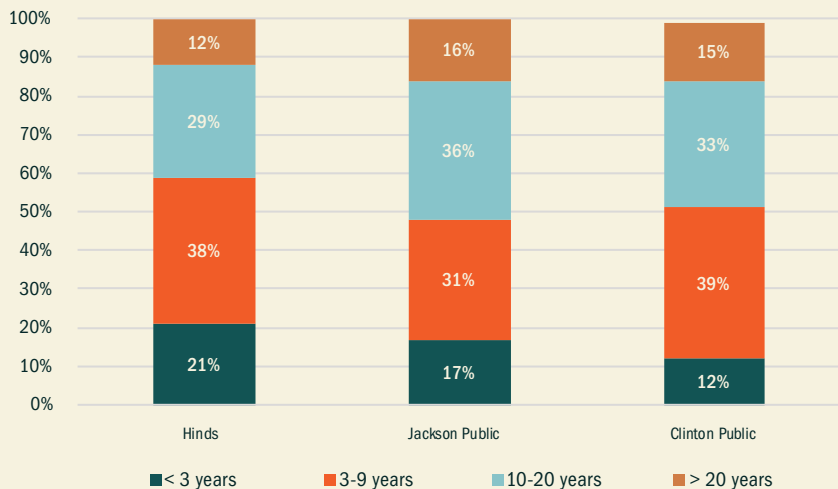
Hinds



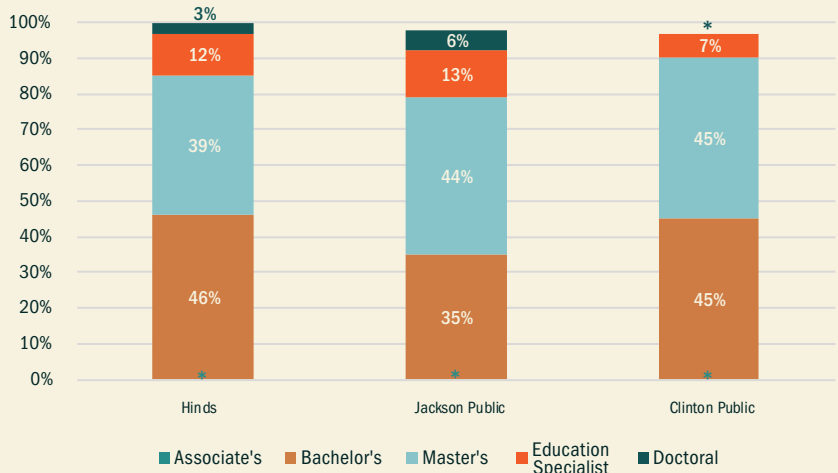
TEACHER CHARACTERISTICS by school district

	CLINTON		HINDS		JACKSON	
	n	%	n	%	n	%
Total Number	350		425		1772	
Alternate Route Certification	43	12%	100	24%	338	19%
Gender: Male	72	21%	95	22%	388	22%
Gender: Female	278	79%	330	78%	1384	78%
¹ National Board Certified	26	7%	11	3%	117	7%
² Chronic Absence Rate	17	5%	48	10%	106	5%
³ Student Graduation Rate		88%		86%		74%

EXPERIENCE

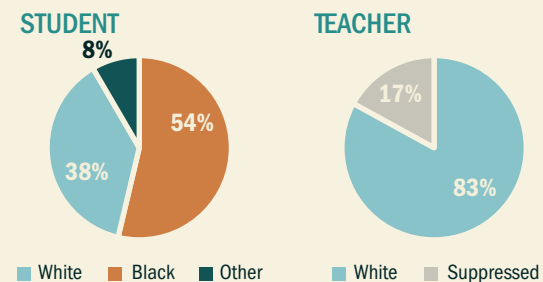


EDUCATION LEVEL

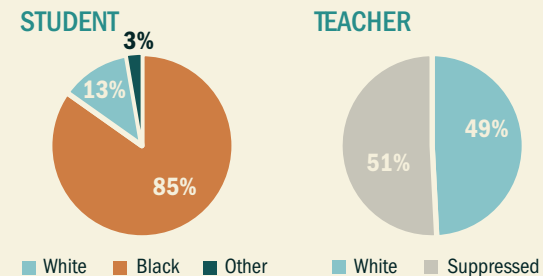


RACE DEMOGRAPHICS

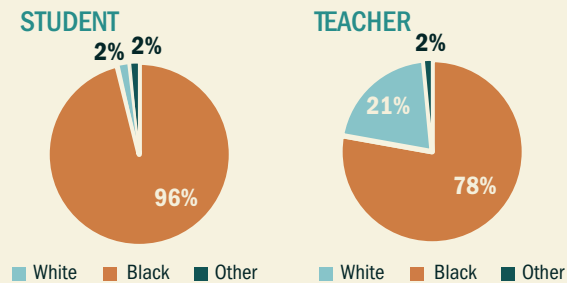
CLINTON



HINDS COUNTY



JACKSON



¹National Board Certified Teacher data from 2015-2016 school year.
²Chronic Absence Rate (teachers) data from 2014-2015 school year.
 Teachers missing ten percent or more of the school year are considered chronically absent.
³Student Graduation Rate data from Spring 2018.
 *Note. Represents suppressed data to prevent the identification of individuals in small cells (n < 10).