

# Holmes

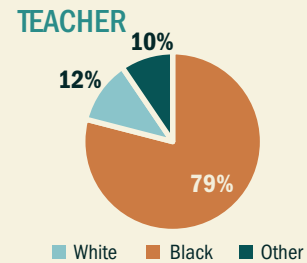
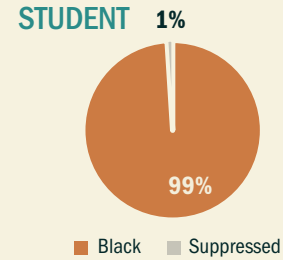


## TEACHER CHARACTERISTICS by school district

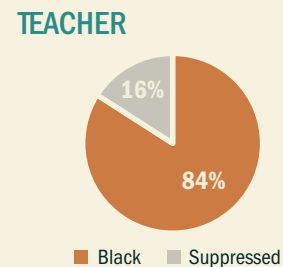
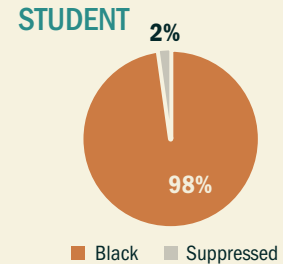
	HOLMES		DURANT	
	n	%	n	%
Total Number	148		32	
Alternate Route Certification	28	19%	*	*
Gender: Male	43	29%	12	38%
Gender: Female	105	71%	20	63%
<sup>1</sup> National Board Certified	*	*	*	*
<sup>2</sup> Chronic Absence Rate	*	*	*	*
<sup>3</sup> Student Graduation Rate		70%		

## RACE DEMOGRAPHICS

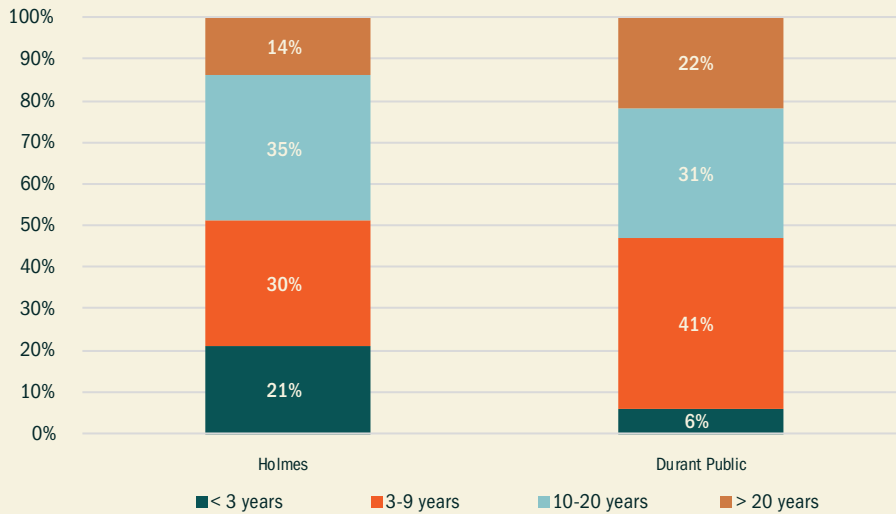
### HOLMES



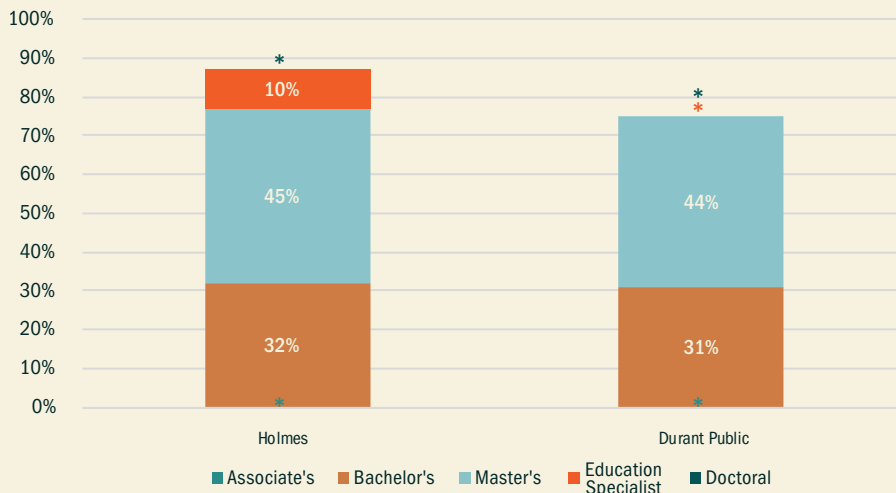
### DURANT



## EXPERIENCE



## EDUCATION LEVEL



<sup>1</sup>National Board Certified Teacher data from 2015-2016 school year.  
<sup>2</sup>Chronic Absence Rate (teachers) data from 2014-2015 school year.  
 \*Teachers missing ten percent or more of the school year are considered chronically absent.  
<sup>3</sup>Student Graduation Rate data from Spring 2018.  
 \*Note. Represents suppressed data to prevent the identification of individuals in small cells (n < 10).