

Jones



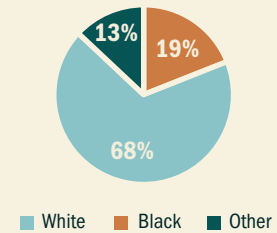
TEACHER CHARACTERISTICS by school district

	JONES		LAUREL	
	n	%	n	%
Total Number	604		235	
Alternate Route Certification	62	10%	41	17%
Gender: Male	110	18%	54	23%
Gender: Female	494	82%	181	77%
¹ National Board Certified	30	5%	*	*
² Chronic Absence Rate	48	8%	*	*
³ Student Graduation Rate		88%		76%

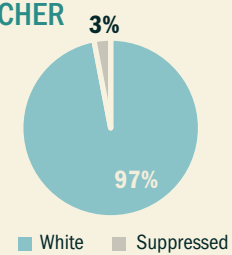
RACE DEMOGRAPHICS

JONES

STUDENT

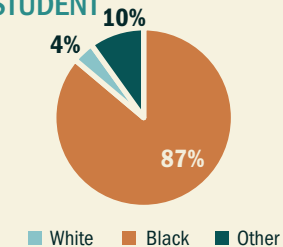


TEACHER

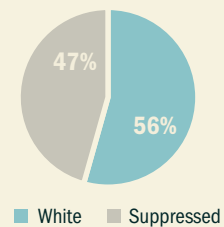


LAUREL

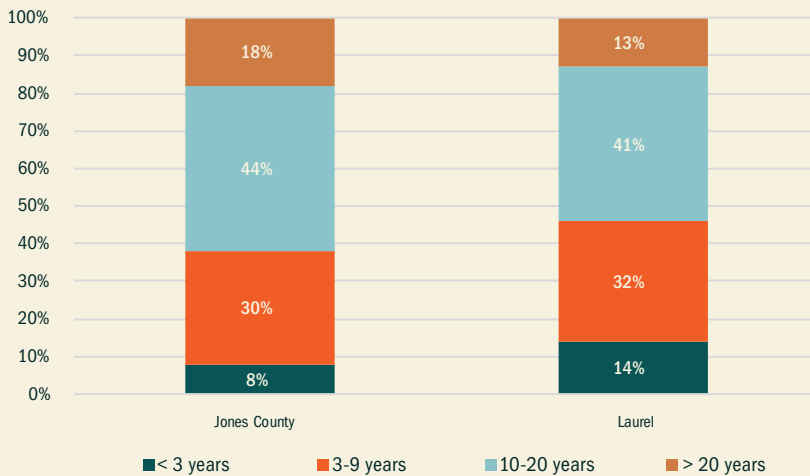
STUDENT



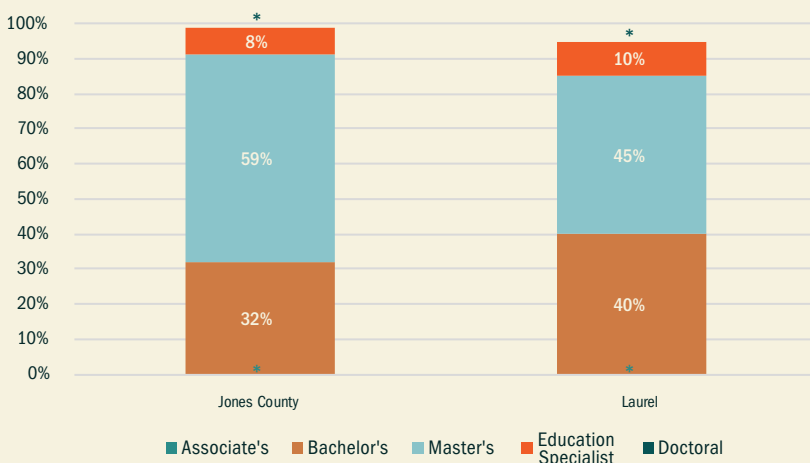
TEACHER



EXPERIENCE



EDUCATION LEVEL



¹National Board Certified Teacher data from 2015-2016 school year.
²Chronic Absence Rate (teachers) data from 2014-2015 school year.
 Teachers missing ten percent or more of the school year are considered chronically absent.
³Student Graduation Rate data from Spring 2018.
 *Note. Represents suppressed data to prevent the identification of individuals in small cells (n < 10).
 Source: Mississippi Department of Education