

Lafayette

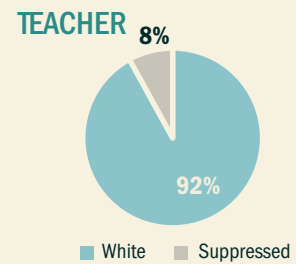
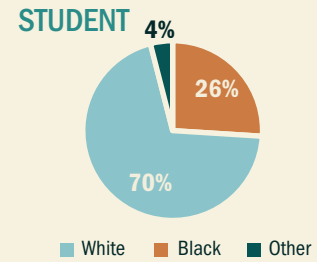


TEACHER CHARACTERISTICS by school district

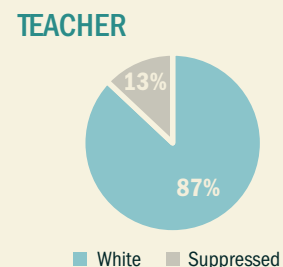
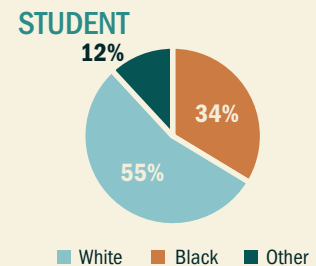
	LAFAYETTE		OXFORD	
	n	%	n	%
Total Number	217		324	
Alternate Route Certification	19	9%	24	7%
Gender: Male	51	24%	69	21%
Gender: Female	166	77%	255	79%
¹ National Board Certified	24	11%	42	13%
² Chronic Absence Rate	11	5%	16	5%
³ Student Graduation Rate		83%		90%

RACE DEMOGRAPHICS

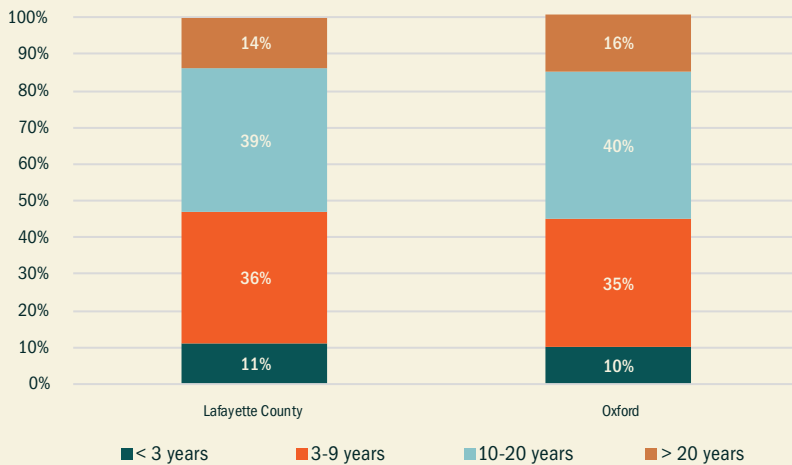
LAFAYETTE



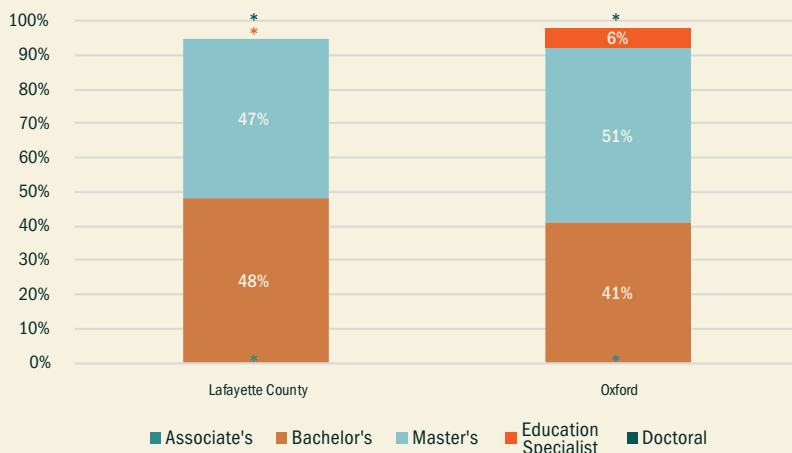
OXFORD



EXPERIENCE



EDUCATION LEVEL



¹National Board Certified Teacher data from 2015-2016 school year.
²Chronic Absence Rate (teachers) data from 2014-2015 school year.
 Teachers missing ten percent or more of the school year are considered chronically absent.
³Student Graduation Rate data from Spring 2018.
 *Note. Represents suppressed data to prevent the identification of individuals in small cells (n < 10).
 Source: Mississippi Department of Education