

# Lamar

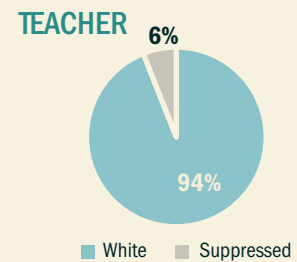
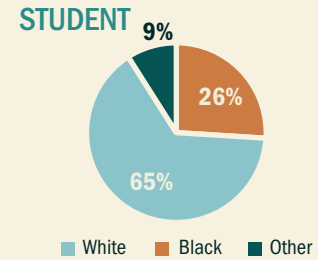


## TEACHER CHARACTERISTICS by school district

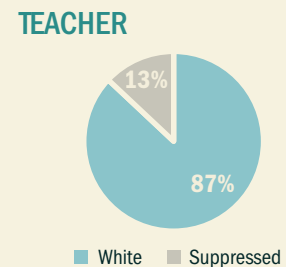
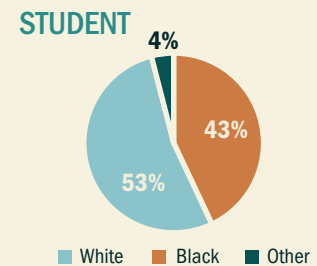
	LAMAR		LUMBERTON	
	n	%	n	%
Total Number	749		54	
Alternate Route Certification	85	11%	*	*
Gender: Male	140	19%	13	24%
Gender: Female	609	81%	41	76%
<sup>1</sup> National Board Certified	61	8%	*	*
<sup>2</sup> Chronic Absence Rate	*	*	*	*
<sup>3</sup> Student Graduation Rate		93%		79%

## RACE DEMOGRAPHICS

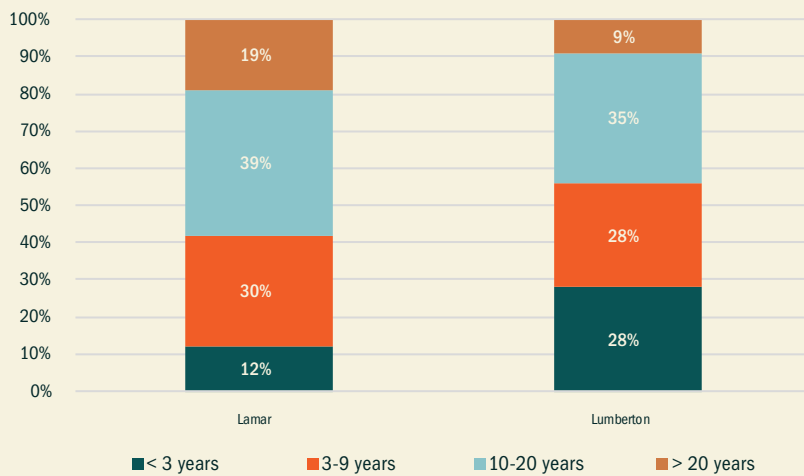
### LAMAR



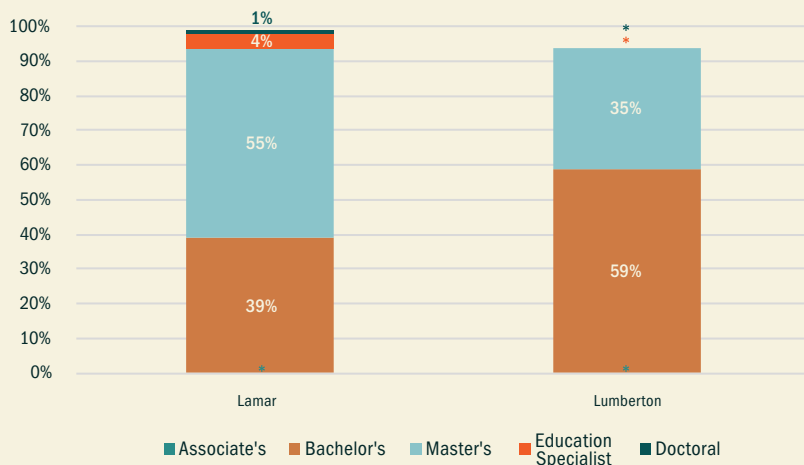
### LUMBERTON



## EXPERIENCE



## EDUCATION LEVEL



<sup>1</sup>National Board Certified Teacher data from 2015-2016 school year.  
<sup>2</sup>Chronic Absence Rate (teachers) data from 2014-2015 school year.  
 Teachers missing ten percent or more of the school year are considered chronically absent.  
<sup>3</sup>Student Graduation Rate data from Spring 2018.  
 \*Note. Represents suppressed data to prevent the identification of individuals in small cells (n < 10).  
 Source: Mississippi Department of Education