

Lauderdale

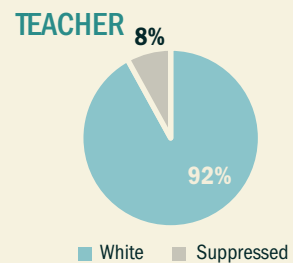
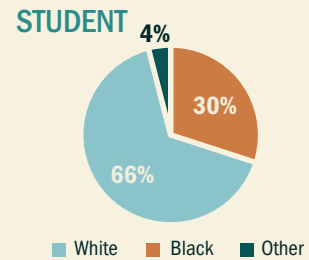


TEACHER CHARACTERISTICS by school district

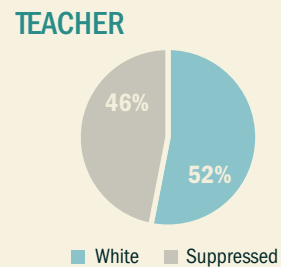
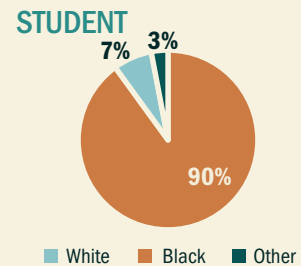
	LAUDERDALE		MERIDIAN	
	n	%	n	%
Total Number	478		421	
Alternate Route Certification	40	8%	69	16%
Gender: Male	98	21%	79	19%
Gender: Female	380	80%	342	81%
¹ National Board Certified	68	14%	*	*
² Chronic Absence Rate	39	8%	28	6%
³ Student Graduation Rate		84%		73%

RACE DEMOGRAPHICS

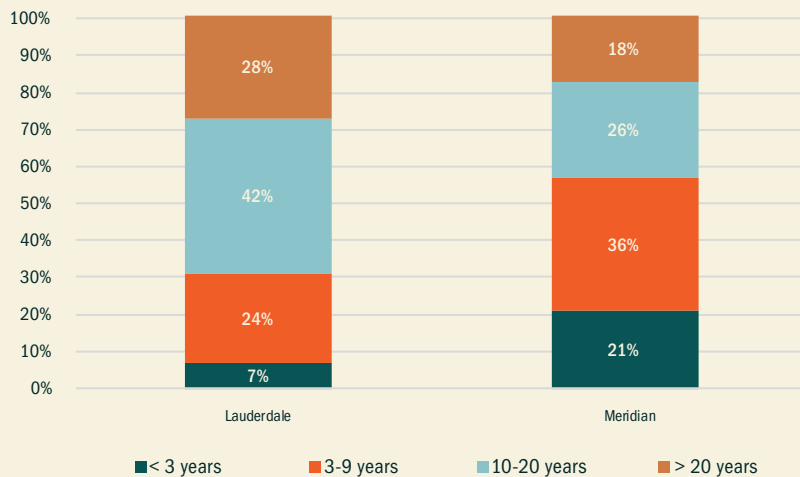
LAUDERDALE



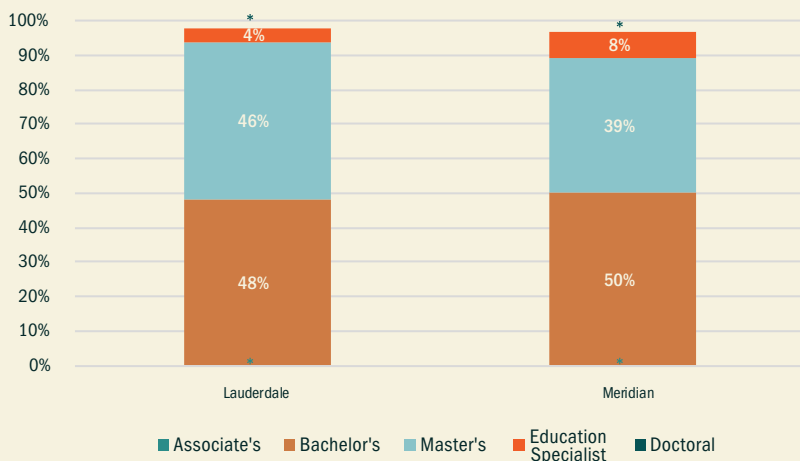
MERIDIAN



EXPERIENCE



EDUCATION LEVEL



¹National Board Certified Teacher data from 2015-2016 school year.
²Chronic Absence Rate (teachers) data from 2014-2015 school year.
 Teachers missing ten percent or more of the school year are considered chronically absent.
³Student Graduation Rate data from Spring 2018.
 *Note. Represents suppressed data to prevent the identification of individuals in small cells (n < 10).
 Source: Mississippi Department of Education