

Lawrence



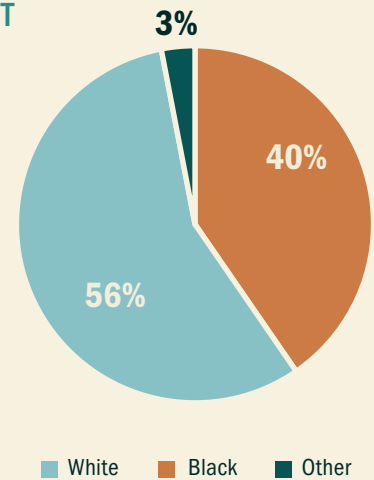
TEACHER CHARACTERISTICS by school district

	LAWRENCE	
	n	%
Total Number	156	
Alternate Route Certification	16	10%
Gender: Male	29	19%
Gender: Female	127	81%
¹ National Board Certified	*	*
² Chronic Absence Rate	20	12%
³ Student Graduation Rate		90%

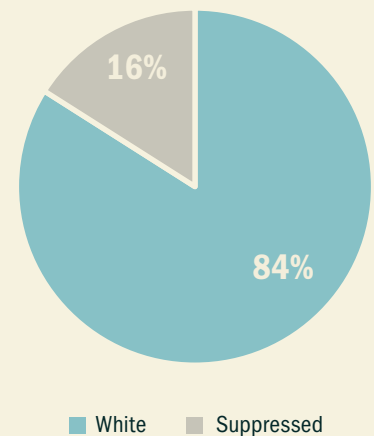
RACE DEMOGRAPHICS

LAWRENCE

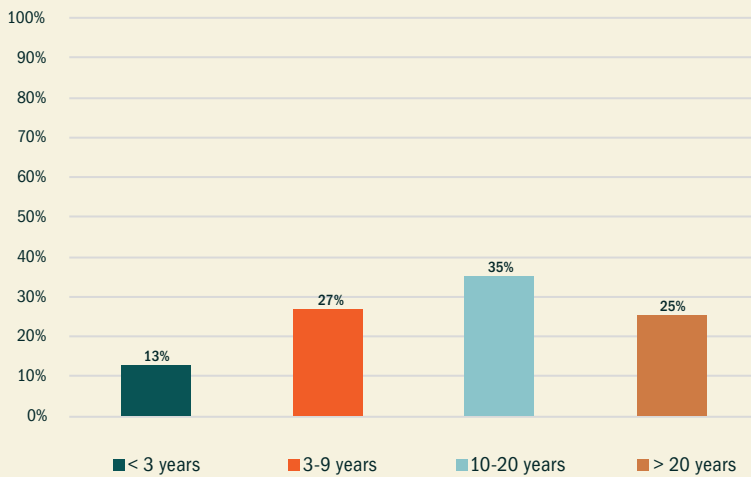
STUDENT



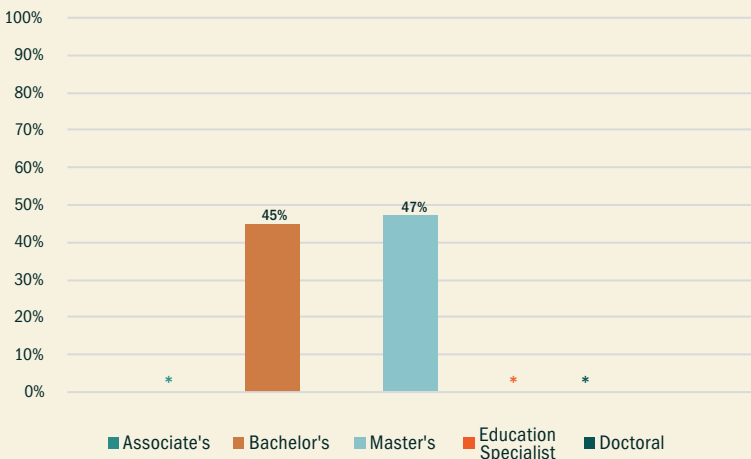
TEACHER



EXPERIENCE



EDUCATION LEVEL



¹National Board Certified Teacher data from 2015-2016 school year.

²Chronic Absence Rate (teachers) data from 2014-2015 school year. Teachers missing ten percent or more of the school year are considered chronically absent.

³Student Graduation Rate data from Spring 2018.

*Note. Represents suppressed data to prevent the identification of individuals in small cells (n < 10).

Source: Mississippi Department of Education