



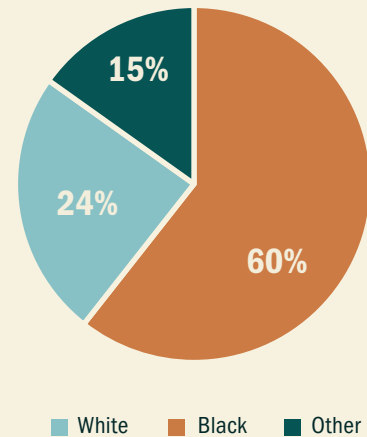
Leake

TEACHER CHARACTERISTICS by school district

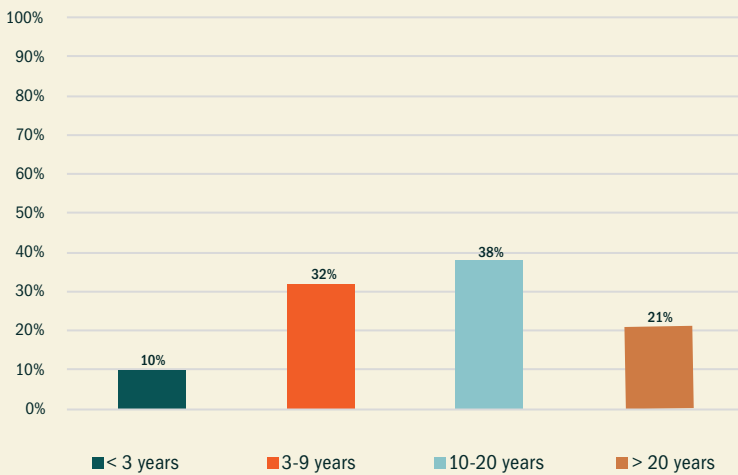
| | LEAKE | |
|---------------------------------------|-------|-----|
| | n | % |
| Total Number | 197 | |
| Alternate Route Certification | 24 | 12% |
| Gender: Male | 50 | 25% |
| Gender: Female | 147 | 75% |
| ¹ National Board Certified | * | * |
| ² Chronic Absence Rate | * | * |
| ³ Student Graduation Rate | | 82% |

RACE DEMOGRAPHICS

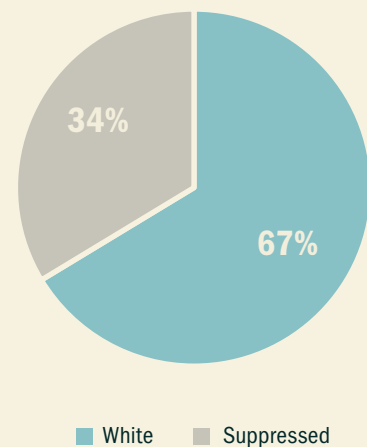
LEAKE
STUDENT



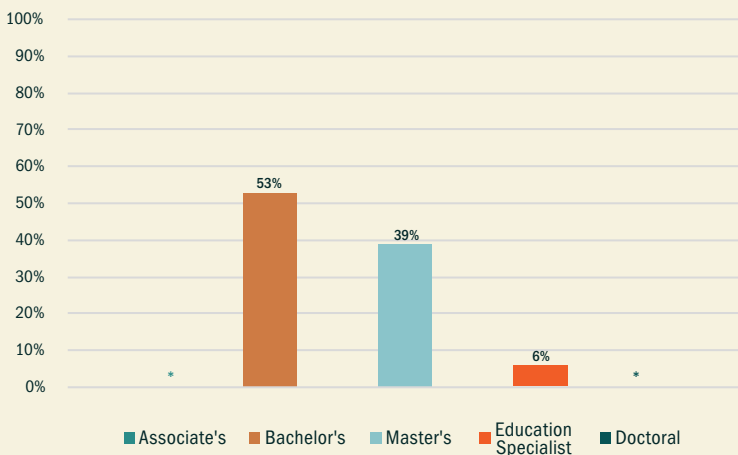
EXPERIENCE



TEACHER



EDUCATION LEVEL



¹National Board Certified Teacher data from 2015-2016 school year.
²Chronic Absence Rate (teachers) data from 2014-2015 school year.
 *Teachers missing ten percent or more of the school year are considered chronically absent.
³Student Graduation Rate data from Spring 2018.
 *Note. Represents suppressed data to prevent the identification of individuals in small cells (n < 10).