

MISSISSIPPI DATA PROJECT: COUNTY FACT SHEET

Lee



EDUCATION

by school district

Lee County

Total District Enrollment	7293
Accountability	C
School District Poverty	22.7%
Passed 3rd Grade Reading Assessment	≥95.0%
Out-of-School Suspension Rate	4.1%
In-School Suspension Rate	8.2%
Total Suspension	10.1%
Kindergarten Readiness Score	521
Chronic Absence <small>(missed ≥ 10% of School Year)</small>	13.7%

Nettleton


Total District Enrollment	1356
Accountability	C
School District Poverty	27.5%
Passed 3rd Grade Reading Assessment	≥95.0%
Out-of-School Suspension Rate	1.4%
In-School Suspension Rate	1.5%
Total Suspension	2.5%
Kindergarten Readiness Score	506
Chronic Absence <small>(missed ≥ 10% of School Year)</small>	10.4%

Tupelo Public

Total District Enrollment	7448
Accountability	B
School District Poverty	29.3%
Passed 3rd Grade Reading Assessment	91.0%
Out-of-School Suspension Rate	10.0%
In-School Suspension Rate	15.2%
Total Suspension	19.0%
Kindergarten Readiness Score	530
Chronic Absence <small>(missed ≥ 10% of School Year)</small>	13.0%

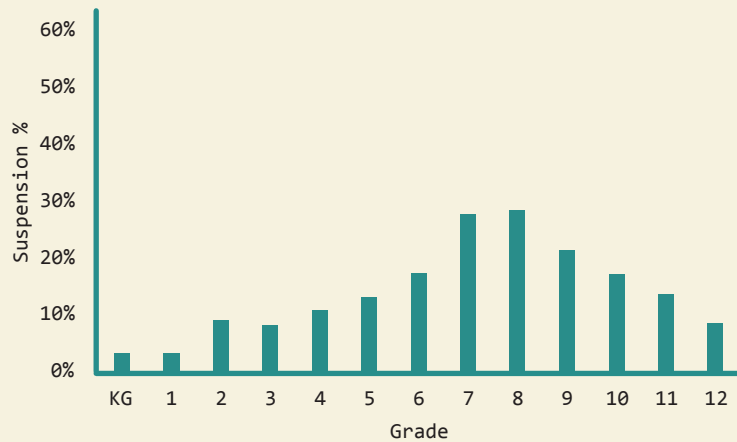
DEMOGRAPHICS

Total Population 84,588	Total Births 1169
White 69.4%	Black 27.5%
No Parent Employed 11.8%	Children in Single-Parent Families 39.6%
Poverty All Ages 19.4%	Mothers without High School Diploma 16.6%

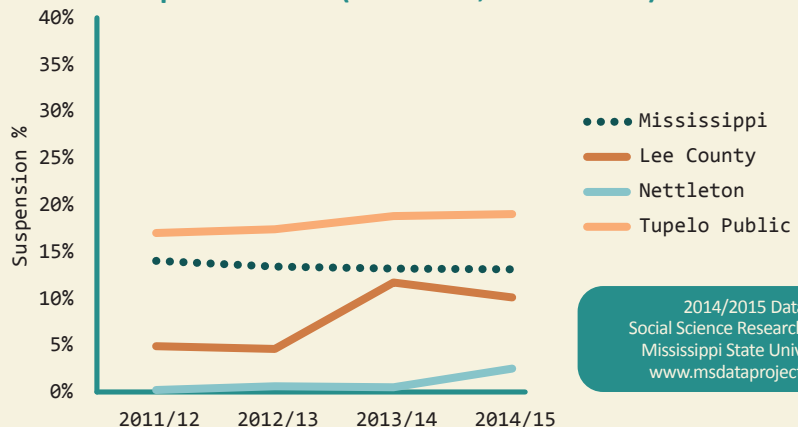


SUSPENSIONS

Suspension by Grade (districts combined), 2014/15



Suspension Rate (ISS & OSS; 2011 - 2014)



2014/2015 Data
Social Science Research Center
Mississippi State University
www.msdataproject.com