

# Leflore

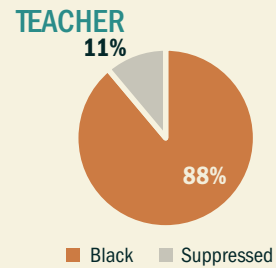
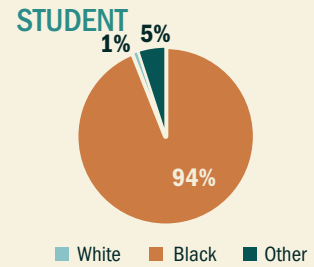


## TEACHER CHARACTERISTICS by school district

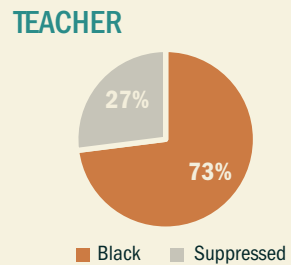
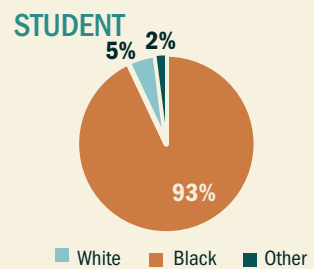
	LEFLORE		GREENWOOD	
	n	%	n	%
Total Number	190		158	
Alternate Route Certification	33	17%	26	17%
Gender: Male	41	22%	41	26%
Gender: Female	149	78%	117	74%
<sup>1</sup> National Board Certified	*	*	*	*
<sup>2</sup> Chronic Absence Rate	21	10%	10	5%
<sup>3</sup> Student Graduation Rate		80%		75%

## RACE DEMOGRAPHICS

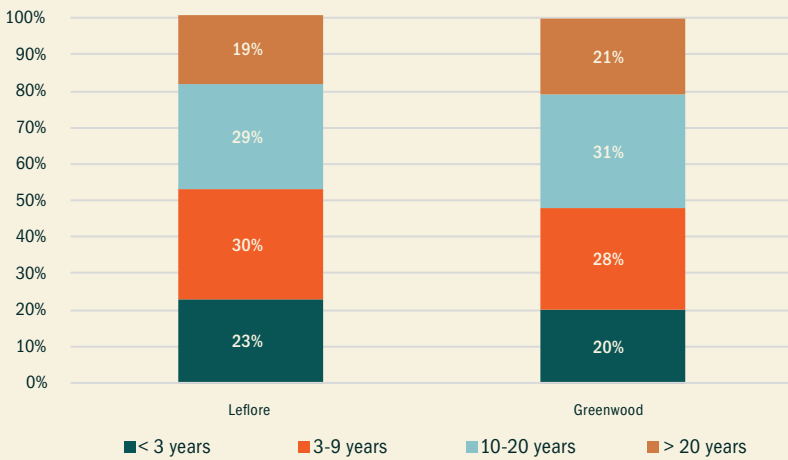
### LEFLORE



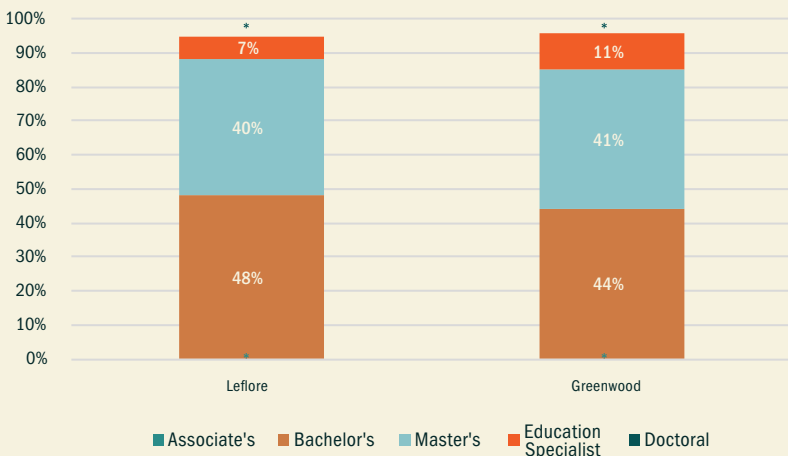
### GREENWOOD



## EXPERIENCE



## EDUCATION LEVEL



<sup>1</sup>National Board Certified Teacher data from 2015-2016 school year.  
<sup>2</sup>Chronic Absence Rate (teachers) data from 2014-2015 school year.  
 Teachers missing ten percent or more of the school year are considered chronically absent.  
<sup>3</sup>Student Graduation Rate data from Spring 2018.  
 \*Note. Represents suppressed data to prevent the identification of individuals in small cells (n < 10).  
 Source: Mississippi Department of Education