

# Lincoln

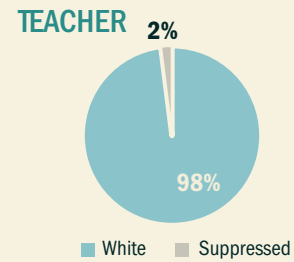
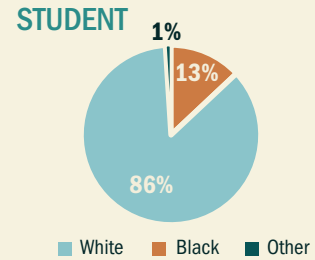


## TEACHER CHARACTERISTICS by school district

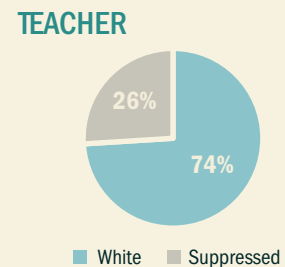
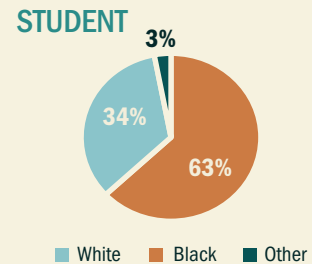
	LINCOLN		BROOKHAVEN	
	n	%	n	%
Total Number	229		209	
Alternate Route Certification	25	11%	18	9%
Gender: Male	41	18%	41	20%
Gender: Female	188	82%	168	80%
<sup>1</sup> National Board Certified	*	*	11	5%
<sup>2</sup> Chronic Absence Rate	19	8%	24	12%
<sup>3</sup> Student Graduation Rate		80%		88%

## RACE DEMOGRAPHICS

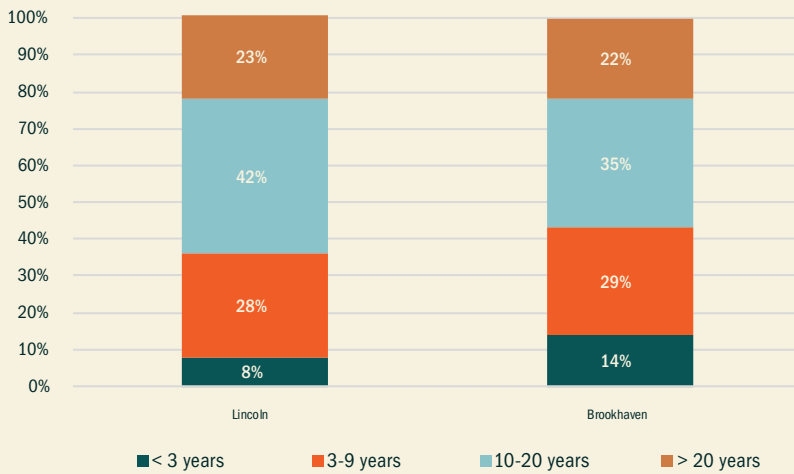
### LINCOLN



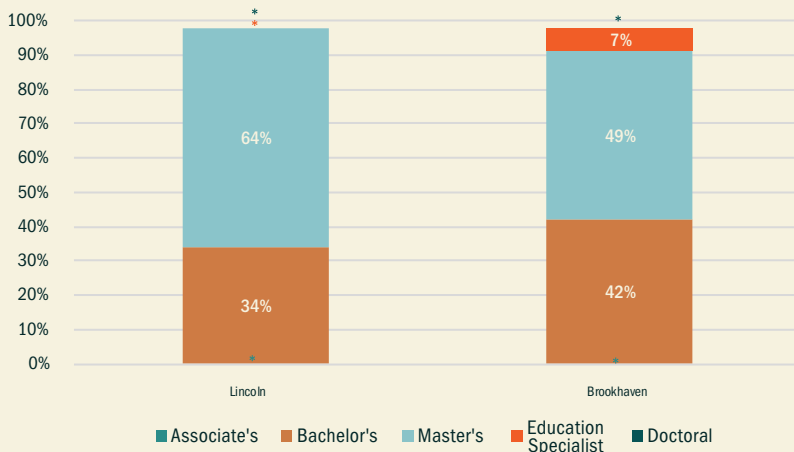
### BROOKHAVEN



## EXPERIENCE



## EDUCATION LEVEL



<sup>1</sup>National Board Certified Teacher data from 2015-2016 school year.  
<sup>2</sup>Chronic Absence Rate (teachers) data from 2014-2015 school year.  
 \*Teachers missing ten percent or more of the school year are considered chronically absent.  
<sup>3</sup>Student Graduation Rate data from Spring 2018.  
 \*Note. Represents suppressed data to prevent the identification of individuals in small cells (n < 10).