

Lowndes



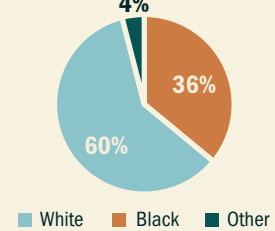
TEACHER CHARACTERISTICS by school district

	LOWNDES		COLUMBUS	
	n	%	n	%
Total Number	300		414	
Alternate Route Certification	40	13%	20	5%
Gender: Male	57	19%	78	19%
Gender: Female	243	81%	336	81%
¹ National Board Certified	12	4%	43	10%
² Chronic Absence Rate	21	6%	27	7%
³ Student Graduation Rate		80%		92%

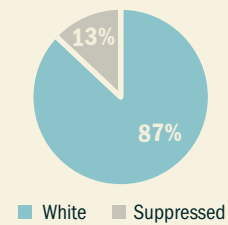
RACE DEMOGRAPHICS

LOWNDES

STUDENT

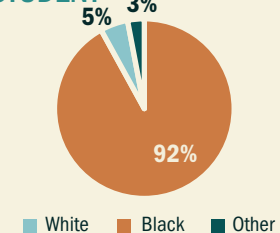


TEACHER

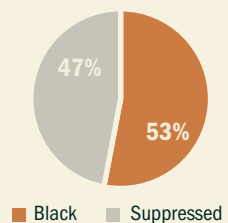


COLUMBUS

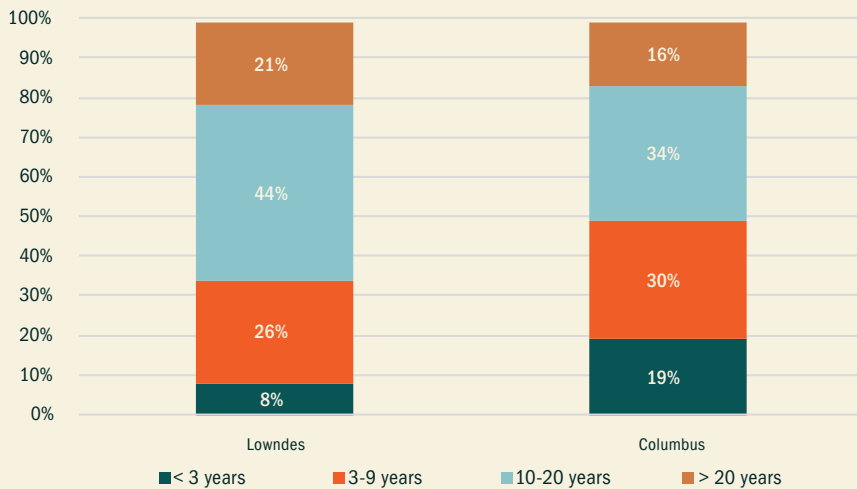
STUDENT



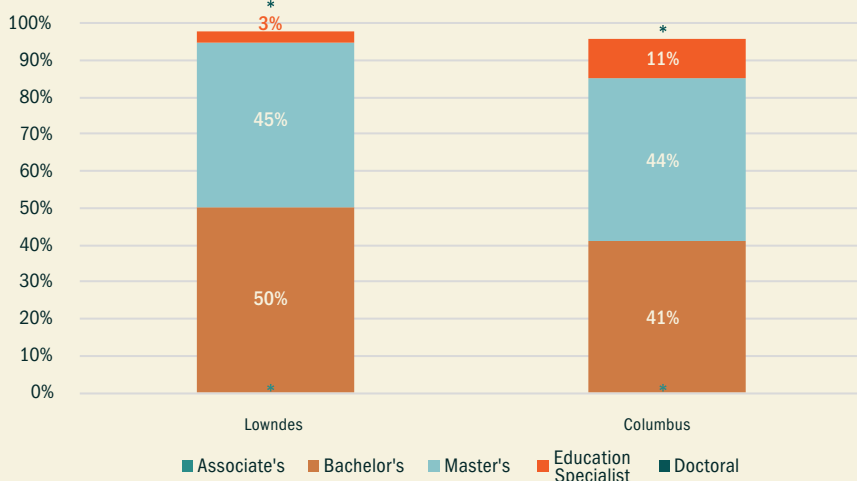
TEACHER



EXPERIENCE



EDUCATION LEVEL



¹National Board Certified Teacher data from 2015-2016 school year.
²Chronic Absence Rate (teachers) data from 2014-2015 school year.
 Teachers missing ten percent or more of the school year are considered chronically absent.
³Student Graduation Rate data from Spring 2018.
 *Note. Represents suppressed data to prevent the identification of individuals in small cells (n < 10).
 Source: Mississippi Department of Education