

Madison

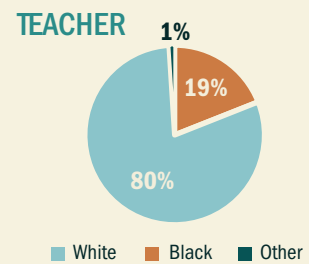
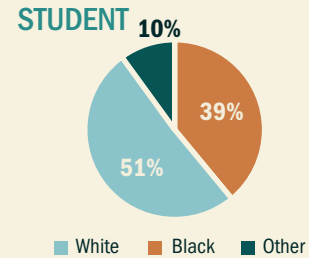


TEACHER CHARACTERISTICS by school district

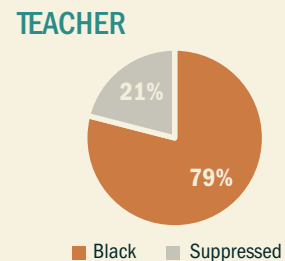
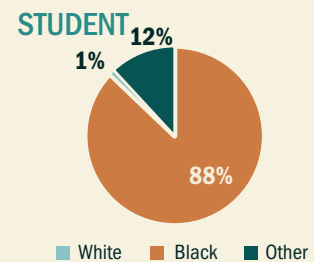
	MADISON		CANTON	
	n	%	n	%
Total Number	228		1008	
Alternate Route Certification	40	18%	123	12%
Gender: Male	51	22%	203	20%
Gender: Female	177	78%	805	80%
¹ National Board Certified	*	*	101	10%
² Chronic Absence Rate	*	*	50	5%
³ Student Graduation Rate		74%		91%

RACE DEMOGRAPHICS

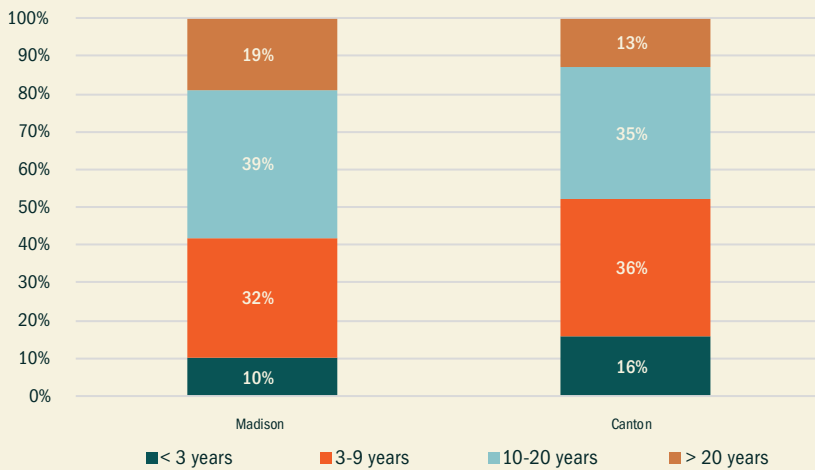
MADISON



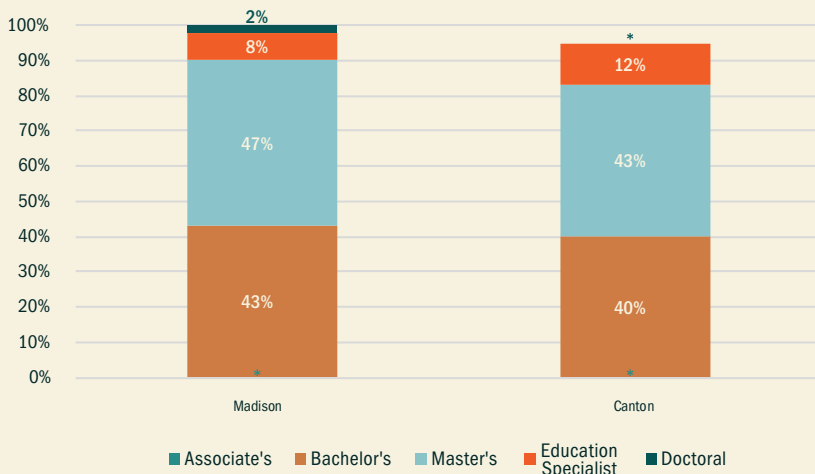
CANTON



EXPERIENCE



EDUCATION LEVEL



¹National Board Certified Teacher data from 2015-2016 school year.
²Chronic Absence Rate (teachers) data from 2014-2015 school year.
 Teachers missing ten percent or more of the school year are considered chronically absent.
³Student Graduation Rate data from Spring 2018.
 *Note. Represents suppressed data to prevent the identification of individuals in small cells (n < 10).
 Source: Mississippi Department of Education