

Marshall



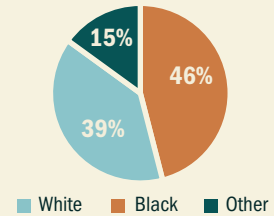
TEACHER CHARACTERISTICS by school district

	MARSHALL		HOLLY SPRINGS	
	n	%	n	%
Total Number	222		88	
Alternate Route Certification	29	13%	16	18%
Gender: Male	54	24%	24	27%
Gender: Female	168	76%	64	73%
¹ National Board Certified	13	6%	*	*
² Chronic Absence Rate	*	*	*	*
³ Student Graduation Rate		77%		92%

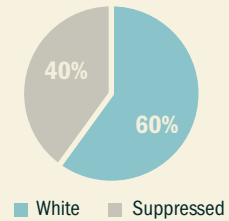
RACE DEMOGRAPHICS

MARSHALL

STUDENT

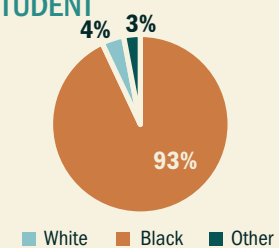


TEACHER

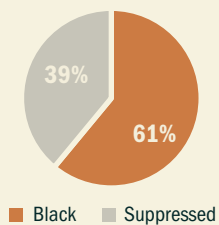


HOLLY SPRINGS

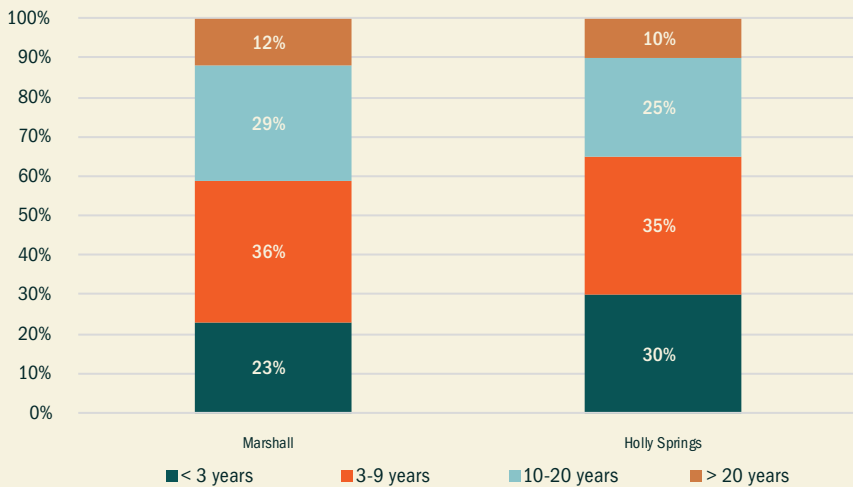
STUDENT



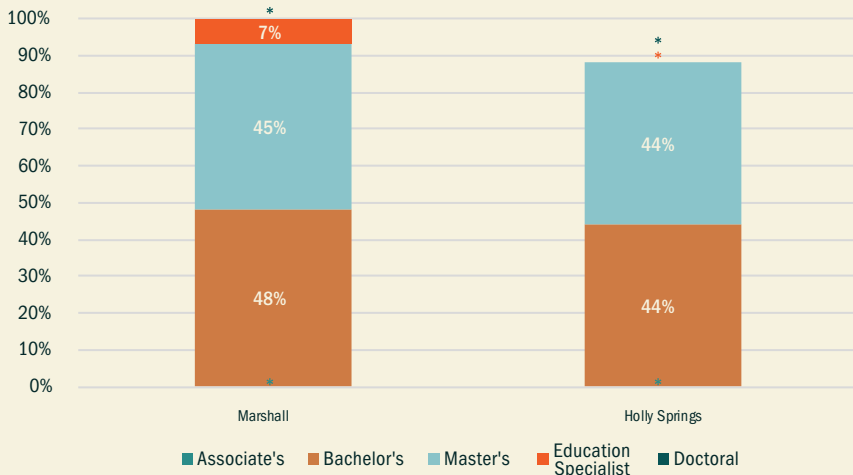
TEACHER



EXPERIENCE



EDUCATION LEVEL



¹National Board Certified Teacher data from 2015-2016 school year.
²Chronic Absence Rate (teachers) data from 2014-2015 school year.
 Teachers missing ten percent or more of the school year are considered chronically absent.
³Student Graduation Rate data from Spring 2018.
 *Note. Represents suppressed data to prevent the identification of individuals in small cells (n < 10).