

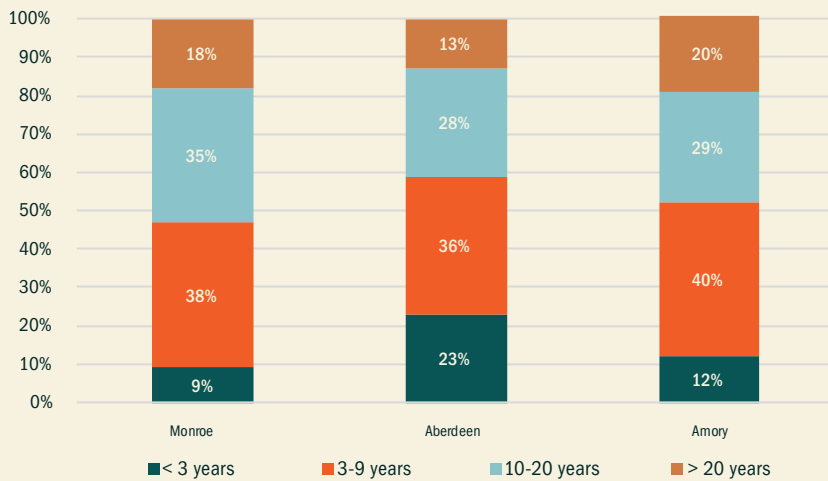
Monroe



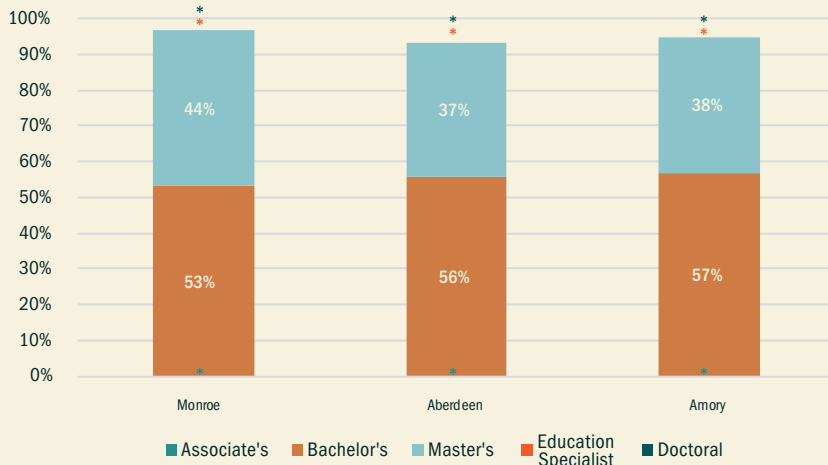
TEACHER CHARACTERISTICS by school district

	MONROE		ABERDEEN		AMORY	
	n	%	n	%	n	%
Total Number	183		108		128	
Alternate Route Certification	14	8%	20	19%	16	13%
Gender: Male	41	22%	18	17%	28	22%
Gender: Female	142	78%	90	83%	100	78%
¹ National Board Certified	22	12%	*	*	14	11%
² Chronic Absence Rate	20	10%	*	*	*	*
³ Student Graduation Rate		90%		72%		86%

EXPERIENCE

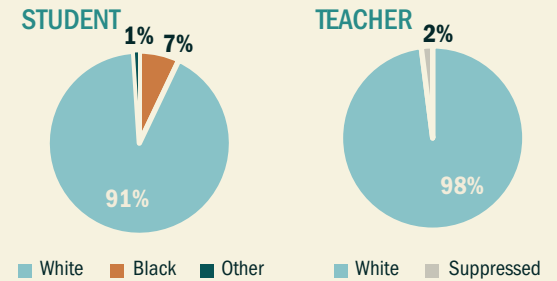


EDUCATION LEVEL

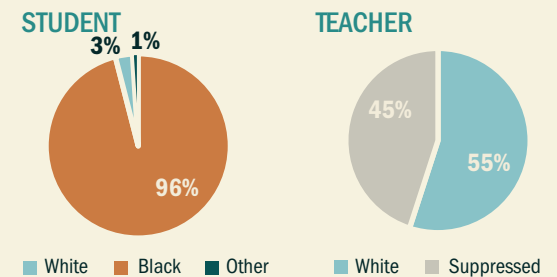


RACE DEMOGRAPHICS

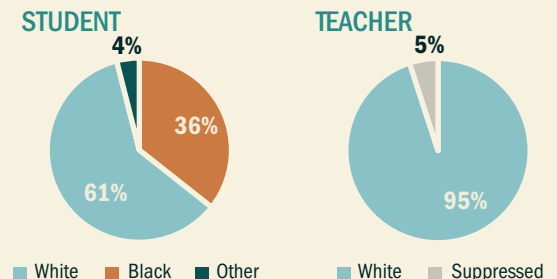
MONROE



ABERDEEN



AMORY



¹National Board Certified Teacher data from 2015-2016 school year.
²Chronic Absence Rate (teachers) data from 2014-2015 school year.
 Teachers missing ten percent or more of the school year are considered chronically absent.
³Student Graduation Rate data from Spring 2018.
 *Note. Represents suppressed data to prevent the identification of individuals in small cells (n < 10).