

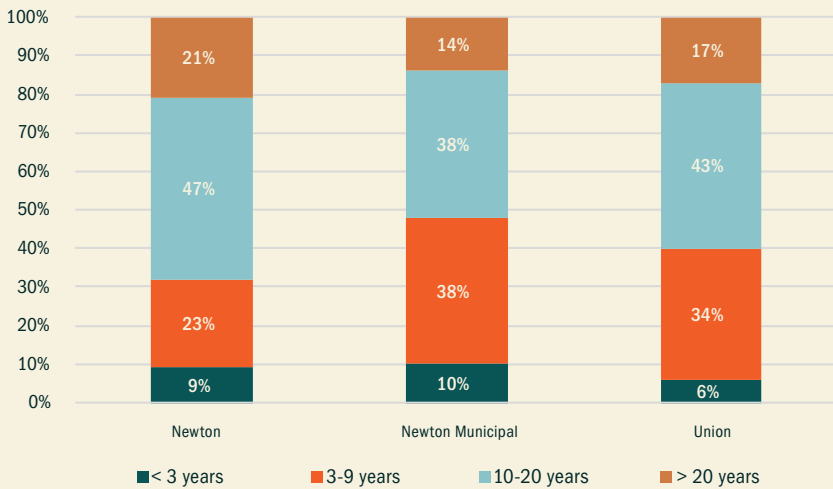
Newton



TEACHER CHARACTERISTICS by school district

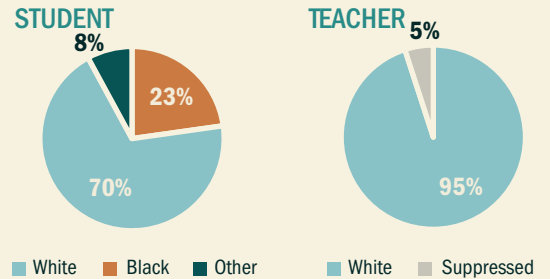
	NEWTON		NEWTON MUNICIPAL		UNION	
	n	%	n	%	n	%
Total Number	143		81		82	
Alternate Route Certification	14	10%	13	16%	*	*
Gender: Male	34	24%	20	25%	22	27%
Gender: Female	109	76%	61	75%	60	73%
¹ National Board Certified	13	9%	*	*	*	*
² Chronic Absence Rate	10	7%	*	*	*	*
³ Student Graduation Rate		90%		80%		88%

EXPERIENCE

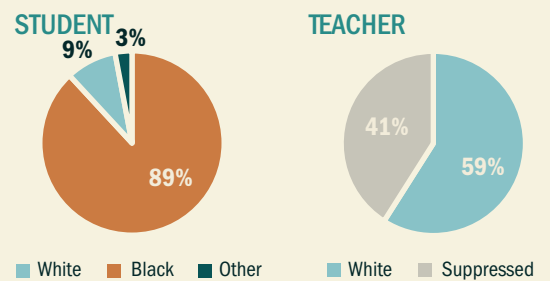


RACE DEMOGRAPHICS

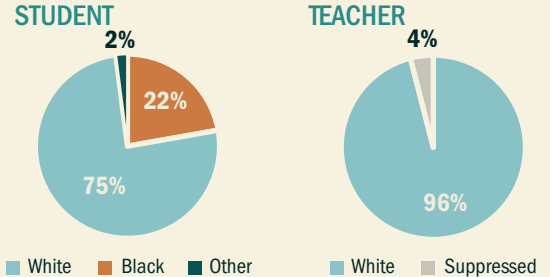
NEWTON



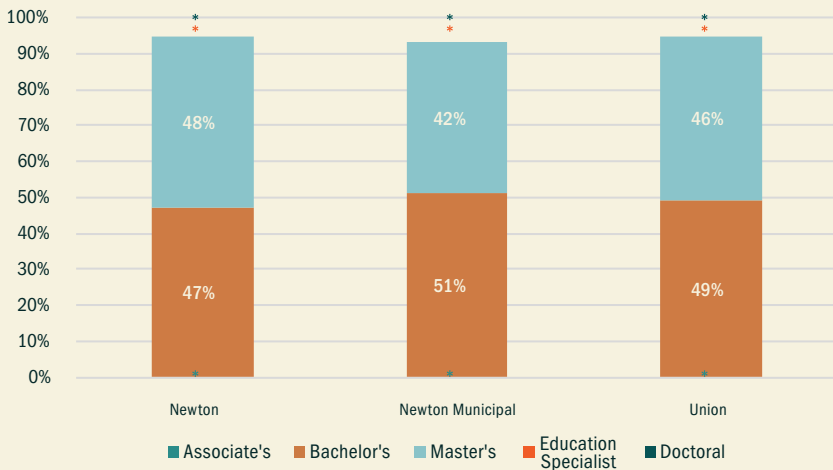
NEWTON MUNICIPAL



UNION



EDUCATION LEVEL



¹National Board Certified Teacher data from 2015-2016 school year.
²Chronic Absence Rate (teachers) data from 2014-2015 school year. Teachers missing ten percent or more of the school year are considered chronically absent.
³Student Graduation Rate data from Spring 2018.
 *Note. Represents suppressed data to prevent the identification of individuals in small cells (n < 10).
 Source: Mississippi Department of Education