

# Panola

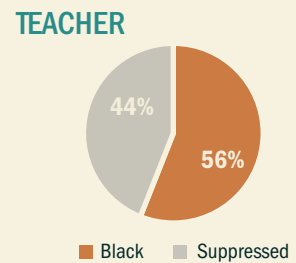
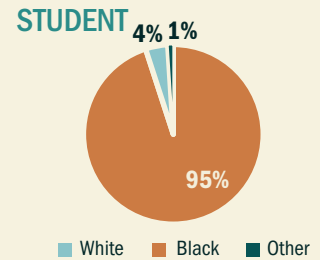


## TEACHER CHARACTERISTICS by school district

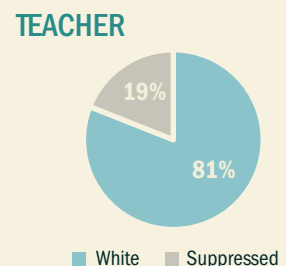
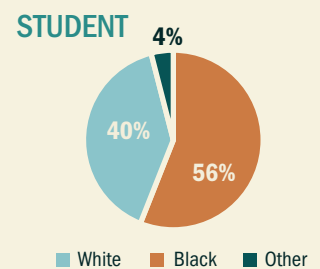
	NORTH PANOLA		SOUTH PANOLA	
	n	%	n	%
Total Number	116		322	
Alternate Route Certification	26	22%	38	12%
Gender: Male	23	20%	63	20%
Gender: Female	93	80%	259	80%
<sup>1</sup> National Board Certified	*	*	46	14%
<sup>2</sup> Chronic Absence Rate	*	*	54	16%
<sup>3</sup> Student Graduation Rate		79%		86%

## RACE DEMOGRAPHICS

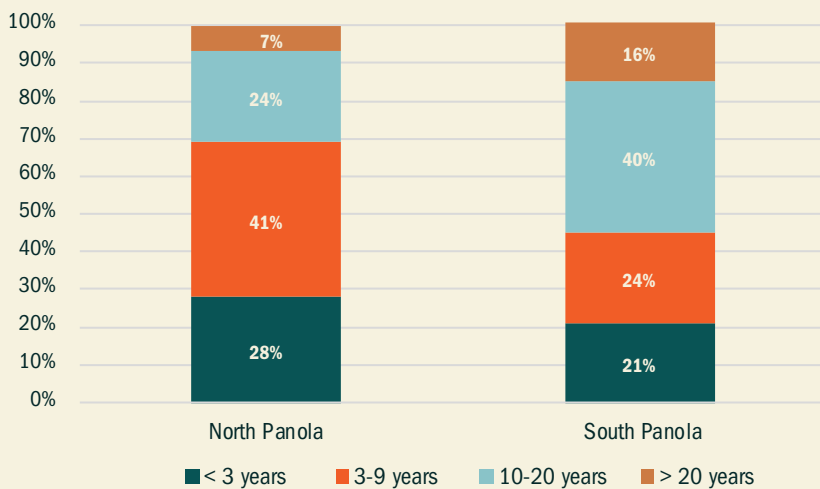
### NORTH PANOLA



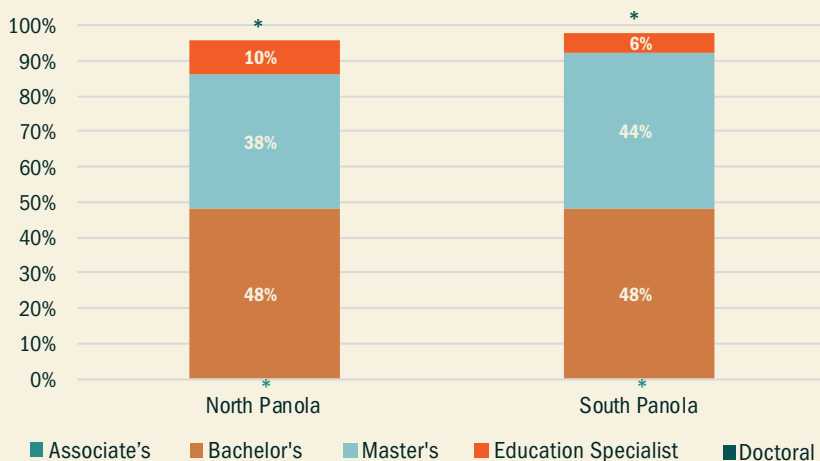
### SOUTH PANOLA



## EXPERIENCE



## EDUCATION LEVEL



<sup>1</sup>National Board Certified Teacher data from 2015-2016 school year.  
<sup>2</sup>Chronic Absence Rate (teachers) data from 2014-2015 school year.  
 Teachers missing ten percent or more of the school year are considered chronically absent.  
<sup>3</sup>Student Graduation Rate data from Spring 2018.  
 \*Note. Represents suppressed data to prevent the identification of individuals in small cells (n < 10).  
 Source: Mississippi Department of Education

Data: 2017-2018  
 unless otherwise noted  
 Social Science Research Center  
 Mississippi State University  
[www.msdataproject.com](http://www.msdataproject.com)