

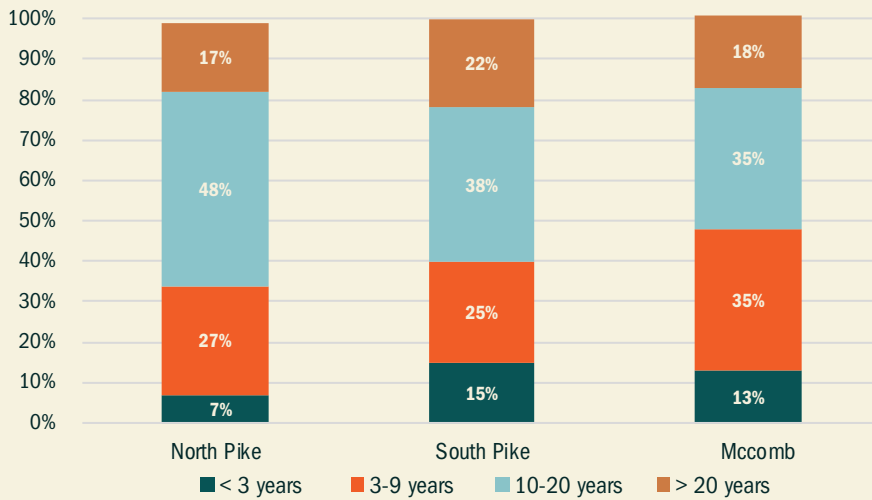
Pike



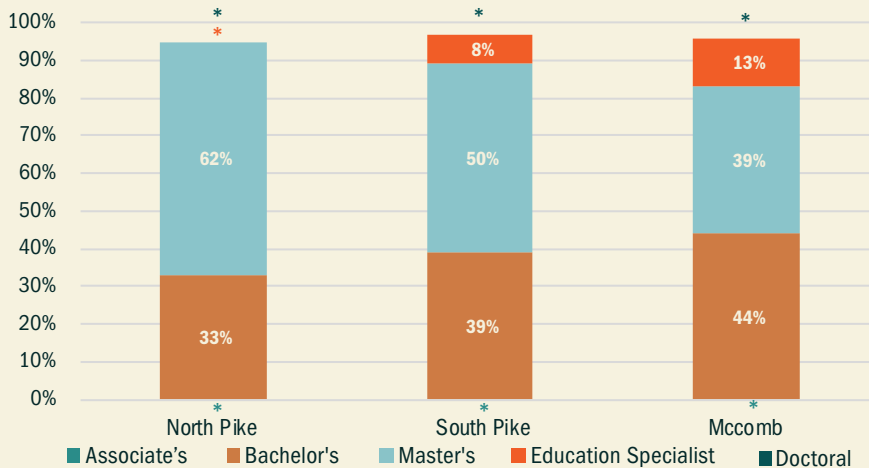
TEACHER CHARACTERISTICS by school district

	MCCOMB		NORTH PIKE		SOUTH PIKE	
	n	%	n	%	n	%
Total Number	162		172		130	
Alternate Route Certification	27	17%	17	10%	22	17%
Gender: Male	34	21%	33	19%	28	22%
Gender: Female	128	79%	139	81%	102	79%
¹ National Board Certified	*	*	14	8%	*	*
² Chronic Absence Rate	19	9%	*	*	14	10%
³ Student Graduation Rate		68%		88%		82%

EXPERIENCE

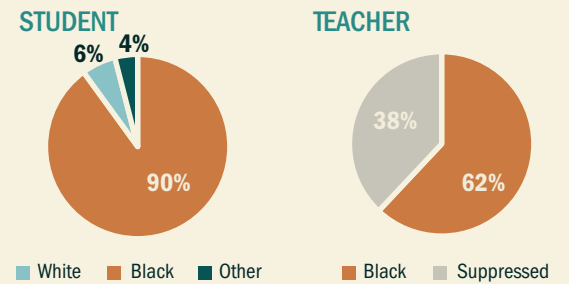


EDUCATION LEVEL

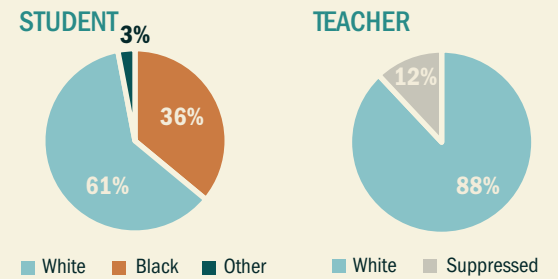


RACE DEMOGRAPHICS

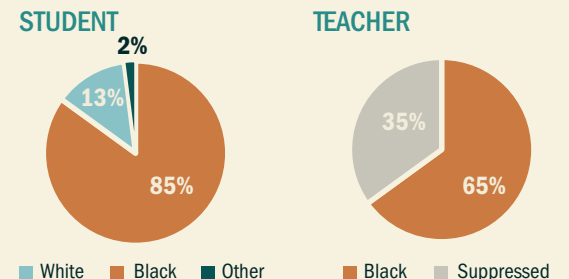
MCCOMB



NORTH PIKE



SOUTH PIKE



¹National Board Certified Teacher data from 2015-2016 school year.
²Chronic Absence Rate (teachers) data from 2014-2015 school year.
 Teachers missing ten percent or more of the school year are considered chronically absent.
³Student Graduation Rate data from Spring 2018.
 *Note. Represents suppressed data to prevent the identification of individuals in small cells (n < 10).