

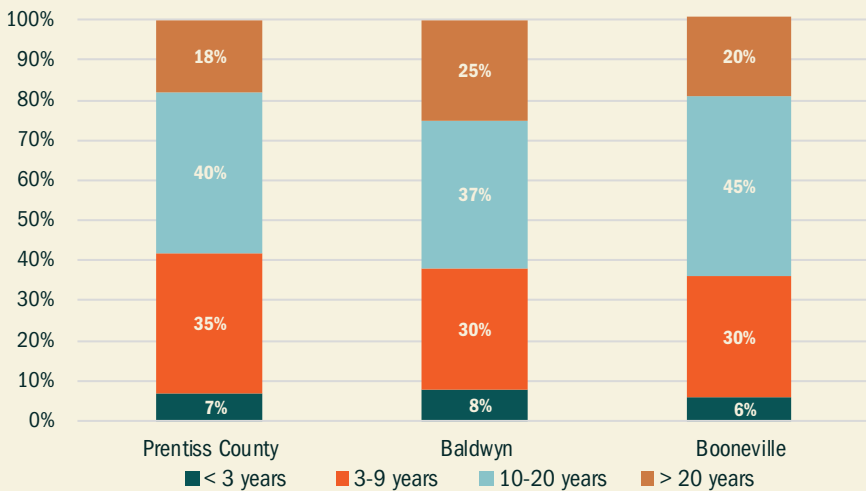
Prentiss



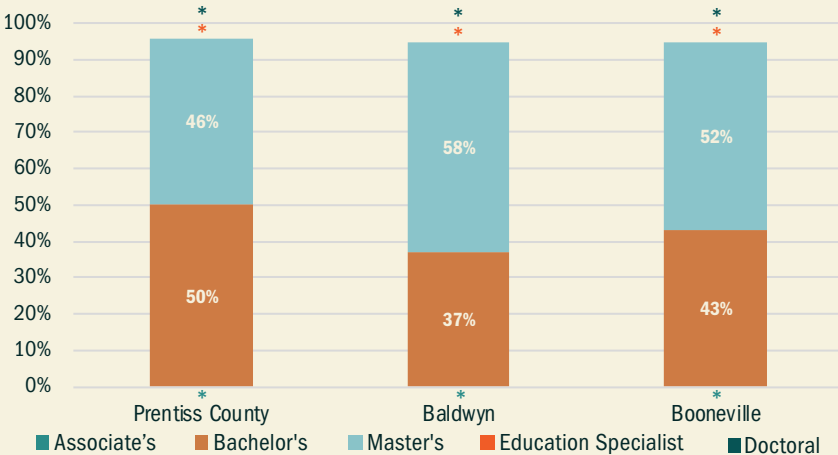
TEACHER CHARACTERISTICS by school district

	PRENTISS		BALDWIN		BOONEVILLE	
	n	%	n	%	n	%
Total Number	216		73		101	
Alternate Route Certification	*	*	*	*	*	*
Gender: Male	56	26%	21	29%	22	22%
Gender: Female	160	74%	52	71%	79	78%
¹ National Board Certified	12	6%	*	*	*	*
² Chronic Absence Rate	12	6%	*	*	*	*
³ Student Graduation Rate		86%		87%		91%

EXPERIENCE

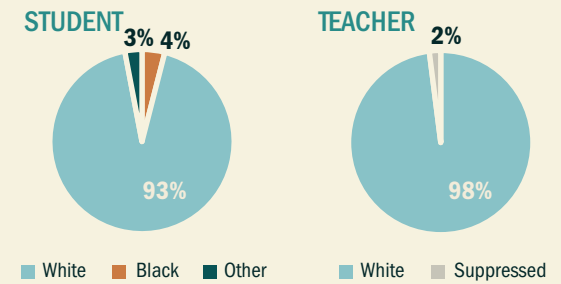


EDUCATION LEVEL

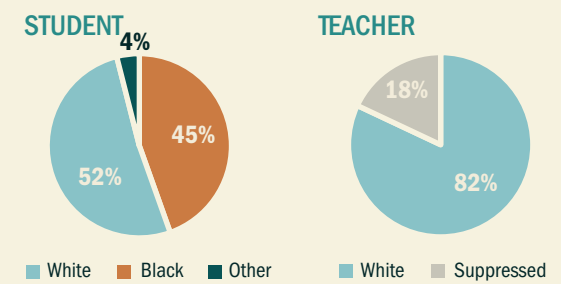


RACE DEMOGRAPHICS

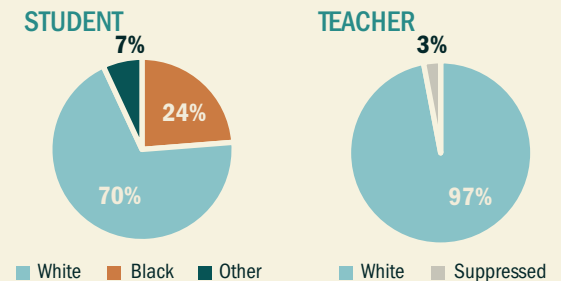
PRENTISS



BALDWIN



BOONEVILLE



¹National Board Certified Teacher data from 2015-2016 school year.
²Chronic Absence Rate (teachers) data from 2014-2015 school year.
 Teachers missing ten percent or more of the school year are considered chronically absent.
³Student Graduation Rate data from Spring 2018.
 *Note. Represents suppressed data to prevent the identification of individuals in small cells (n < 10).