

# Pearl River



## EDUCATION

by school district

### Pearl River County

Total District Enrollment	3135
Accountability	B
School District Poverty	22.5%
Passed 3rd Grade Reading Assessment	≥95.0%
Out-of-School Suspension Rate	4.2%
In-School Suspension Rate	0.4%
Total Suspension	4.6%
Kindergarten Readiness Score	505
Chronic Absence <small>(missed ≥ 10% of School Year)</small>	18.0%

### Picayune

Total District Enrollment	3997
Accountability	C
School District Poverty	29.3%
Passed 3rd Grade Reading Assessment	≥95.0%
Out-of-School Suspension Rate	8.0%
In-School Suspension Rate	0.2%
Total Suspension	8.1%
Kindergarten Readiness Score	488
Chronic Absence <small>(missed ≥ 10% of School Year)</small>	17.1%

### Poplarville Separate

Total District Enrollment	1999
Accountability	B
School District Poverty	27.0%
Passed 3rd Grade Reading Assessment	≥95.0%
Out-of-School Suspension Rate	4.6%
In-School Suspension Rate	0.4%
Total Suspension	4.9%
Kindergarten Readiness Score	485
Chronic Absence <small>(missed ≥ 10% of School Year)</small>	11.0%

## DEMOGRAPHICS

**Total Population**  
55,293

**Total Births**  
630

**White**  
84.4%

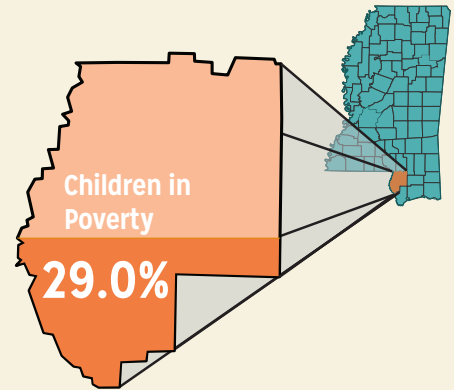
**Black**  
13.3%

**No Parent Employed**  
11.6%

**Children in Single-Parent Families**  
38.5%

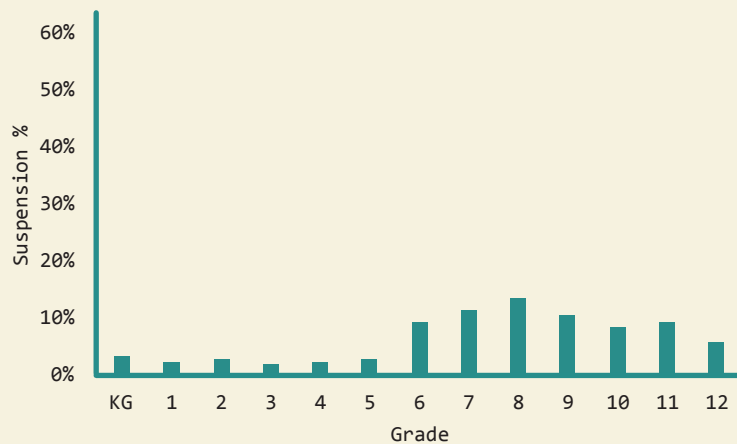
**Poverty All Ages**  
19.3%

**Mothers without High School Diploma**  
14.2%

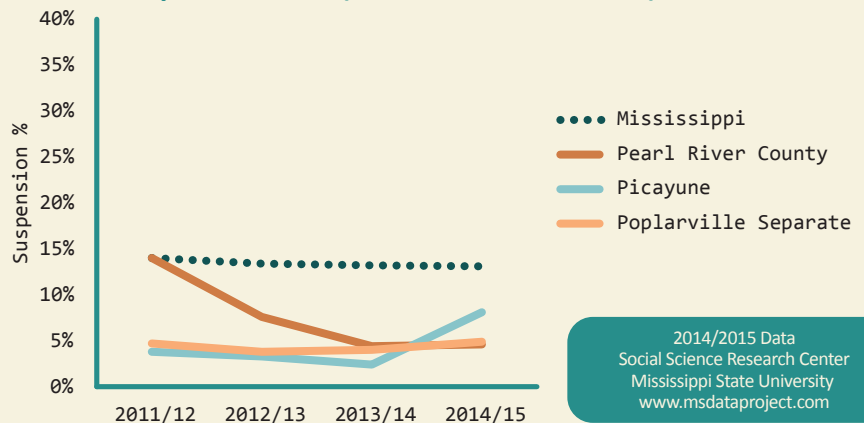


## SUSPENSIONS

Suspension by Grade (districts combined), 2014/15



Suspension Rate (ISS & OSS; 2011 - 2014)



2014/2015 Data  
Social Science Research Center  
Mississippi State University  
[www.msdataproject.com](http://www.msdataproject.com)