

Scott



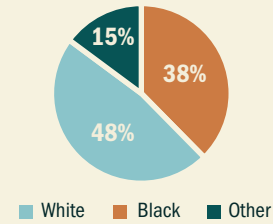
TEACHER CHARACTERISTICS by school district

	SCOTT		FOREST	
	n	%	n	%
Total Number	291		109	
Alternate Route Certification	44	15%	17	16%
Gender: Male	75	26%	20	18%
Gender: Female	216	74%	89	82%
¹ National Board Certified	10	3%	*	*
² Chronic Absence Rate	22	7%	*	*
³ Student Graduation Rate		82%		75%

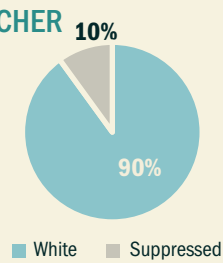
RACE DEMOGRAPHICS

SCOTT

STUDENT

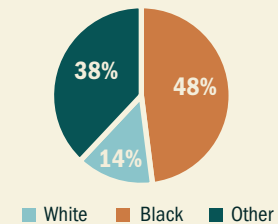


TEACHER

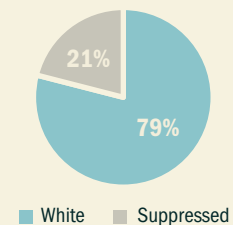


FOREST

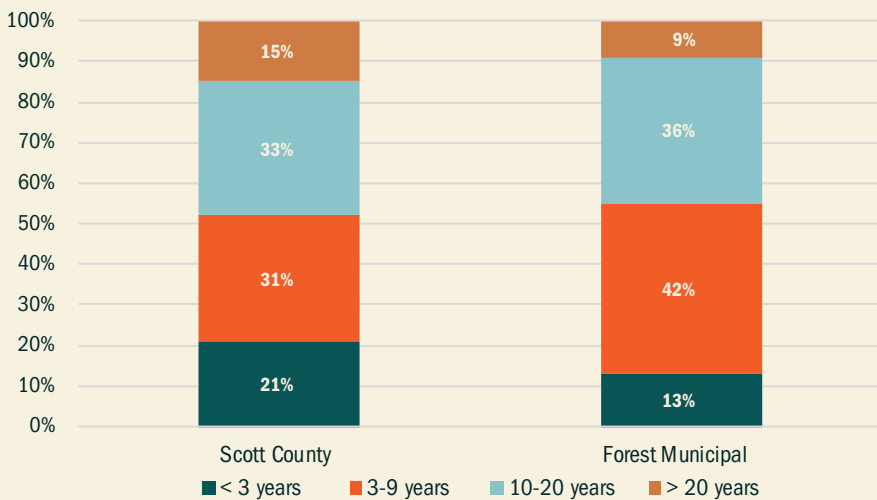
STUDENT



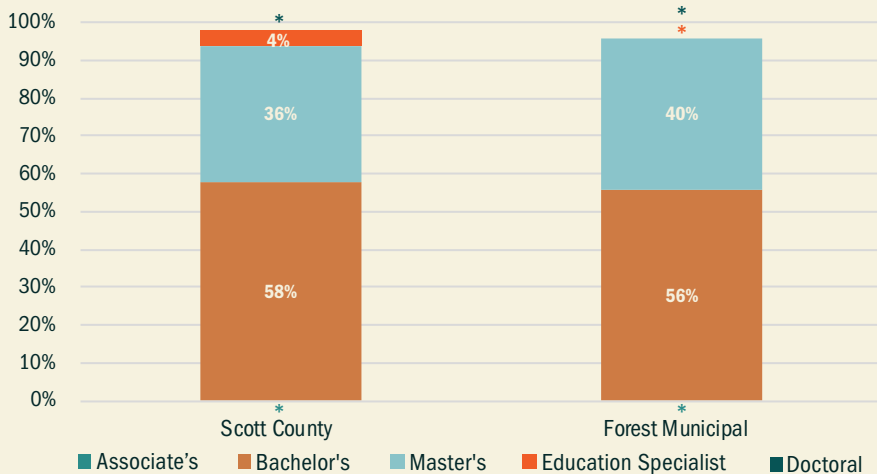
TEACHER



EXPERIENCE



EDUCATION LEVEL



¹National Board Certified Teacher data from 2015-2016 school year.
²Chronic Absence Rate (teachers) data from 2014-2015 school year.
 Teachers missing ten percent or more of the school year are considered chronically absent.
³Student Graduation Rate data from Spring 2018.
 *Note. Represents suppressed data to prevent the identification of individuals in small cells (n < 10).
 Source: Mississippi Department of Education