

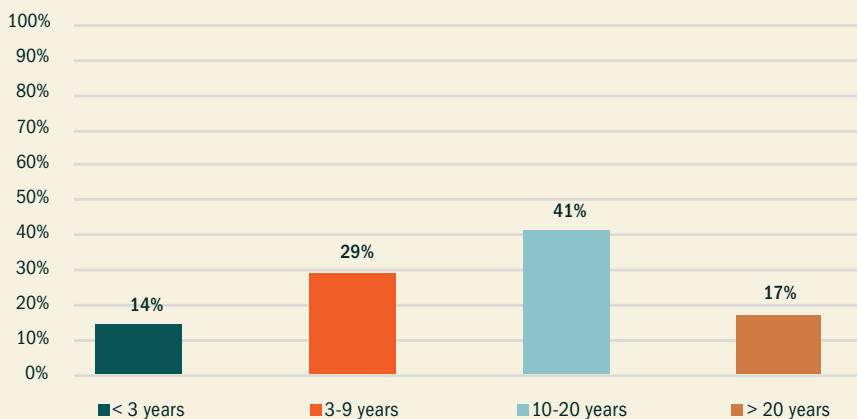
Stone



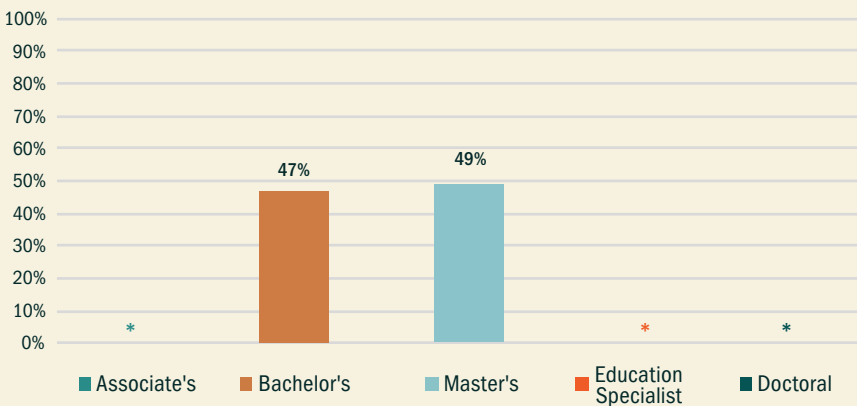
TEACHER CHARACTERISTICS by school district

	STONE	
	n	%
Total Number	189	
Alternate Route Certification	25	13%
Gender: Male	34	18%
Gender: Female	155	82%
¹ National Board Certified	10	5%
² Chronic Absence Rate	19	9%
³ Student Graduation Rate		86%

EXPERIENCE



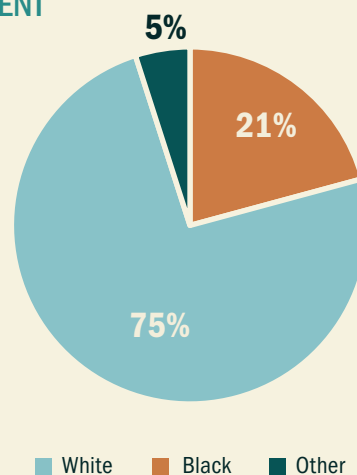
EDUCATION LEVEL



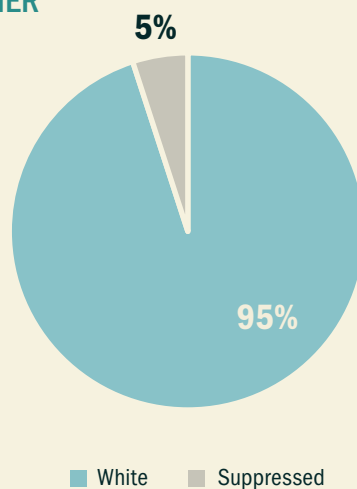
RACE DEMOGRAPHICS

STONE

STUDENT



TEACHER



¹National Board Certified Teacher data from 2015-2016 school year.
²Chronic Absence Rate (teachers) data from 2014-2015 school year.
 Teachers missing ten percent or more of the school year are considered chronically absent.
³Student Graduation Rate data from Spring 2018.
 *Note. Represents suppressed data to prevent the identification of individuals in small cells (n < 10).