

# Sunflower



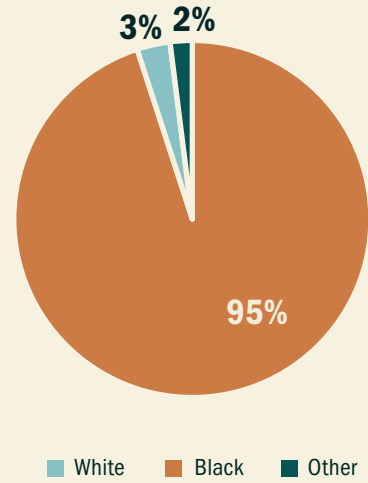
## TEACHER CHARACTERISTICS by school district

	SUNFLOWER	
	n	%
Total Number	278	
Alternate Route Certification	37	13%
Gender: Male	68	25%
Gender: Female	210	76%
<sup>1</sup> National Board Certified	*	*
<sup>2</sup> Chronic Absence Rate	29	10%
<sup>3</sup> Student Graduation Rate		74%

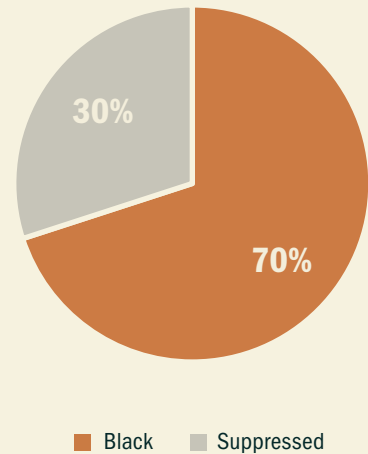
## RACE DEMOGRAPHICS

### SUNFLOWER

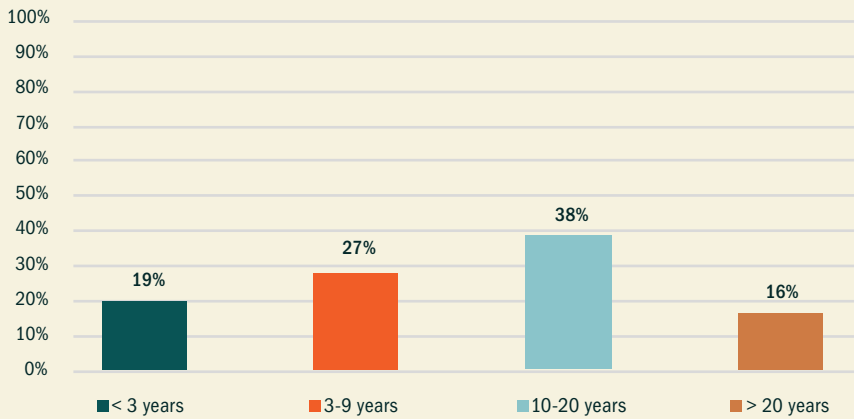
#### STUDENT



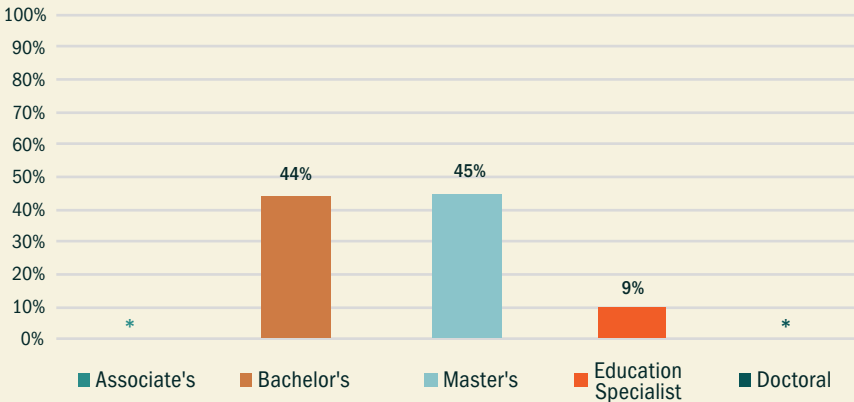
#### TEACHER



## EXPERIENCE



## EDUCATION LEVEL



<sup>1</sup>National Board Certified Teacher data from 2015-2016 school year.  
<sup>2</sup>Chronic Absence Rate (teachers) data from 2014-2015 school year.  
 Teachers missing ten percent or more of the school year are considered chronically absent.  
<sup>3</sup>Student Graduation Rate data from Spring 2018.  
 \*Note. Represents suppressed data to prevent the identification of individuals in small cells (n < 10).