

Tallahatchie

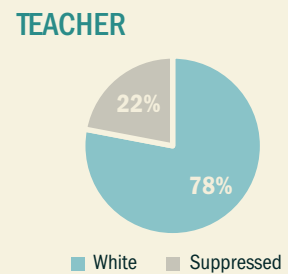
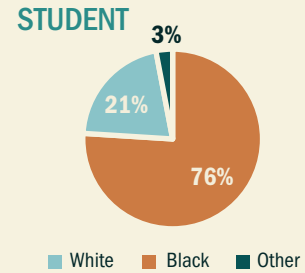


TEACHER CHARACTERISTICS by school district

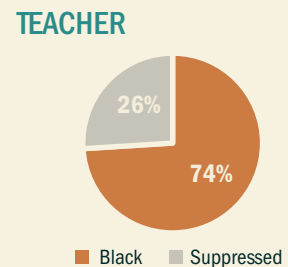
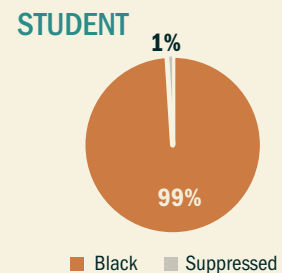
	EAST TALLAHATCHIE		WEST TALLAHATCHIE	
	n	%	n	%
Total Number	91		66	
Alternate Route Certification	12	13%	12	18%
Gender: Male	25	28%	19	29%
Gender: Female	66	73%	47	71%
¹ National Board Certified	*	*	*	*
² Chronic Absence Rate	13	13%	*	*
³ Student Graduation Rate		82%		80%

RACE DEMOGRAPHICS

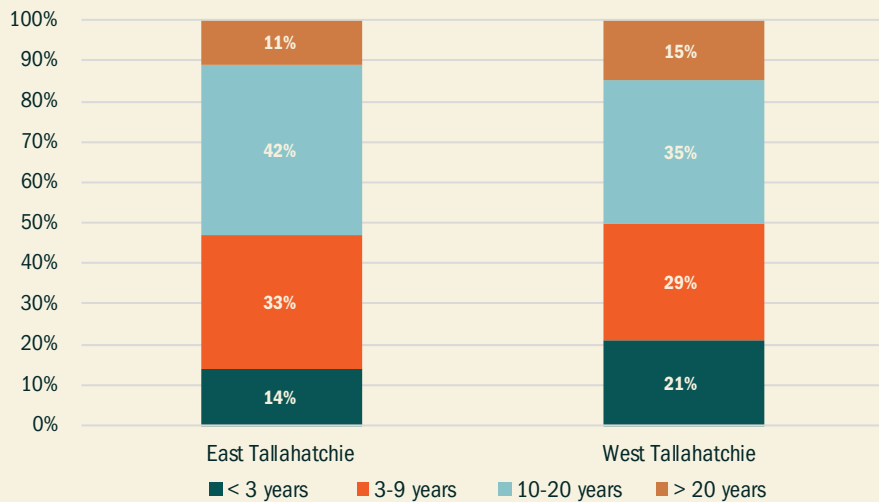
EAST TALLAHATCHIE



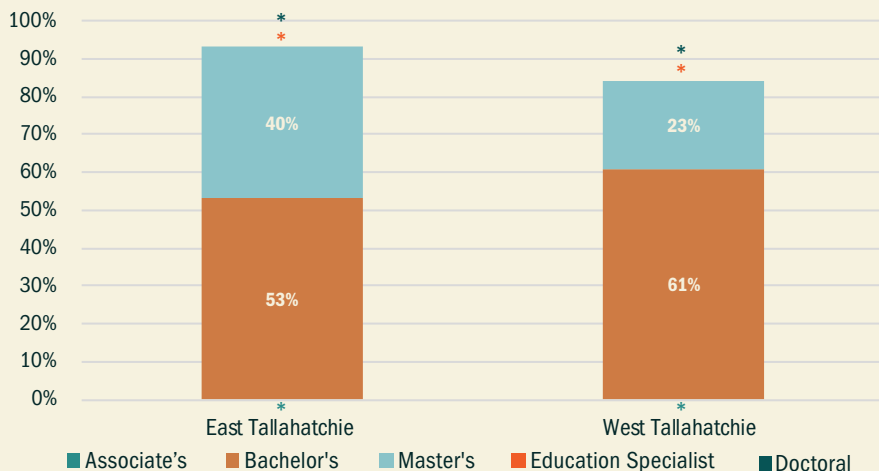
WEST TALLAHATCHIE



EXPERIENCE



EDUCATION LEVEL



¹National Board Certified Teacher data from 2015-2016 school year.
²Chronic Absence Rate (teachers) data from 2014-2015 school year.
 Teachers missing ten percent or more of the school year are considered chronically absent.
³Student Graduation Rate data from Spring 2018.
 *Note. Represents suppressed data to prevent the identification of individuals in small cells (n < 10).