

# Tate

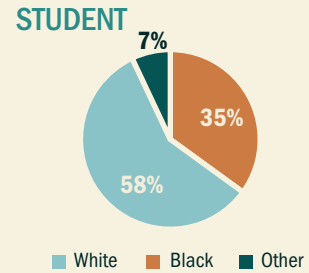


## TEACHER CHARACTERISTICS by school district

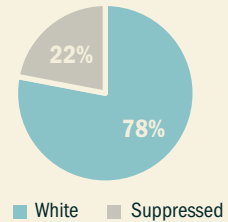
	TATE		SENATOBIA	
	n	%	n	%
Total Number	175		127	
Alternate Route Certification	35	20%	14	11%
Gender: Male	50	29%	23	18%
Gender: Female	125	71%	104	82%
<sup>1</sup> National Board Certified	*	*	*	*
<sup>2</sup> Chronic Absence Rate	18	9%	16	12%
<sup>3</sup> Student Graduation Rate		83%		85%

## RACE DEMOGRAPHICS

### TATE

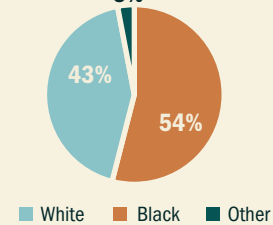


### TEACHER

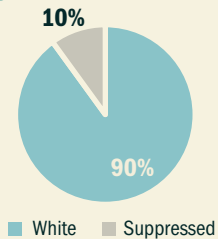


### SENATOBIA

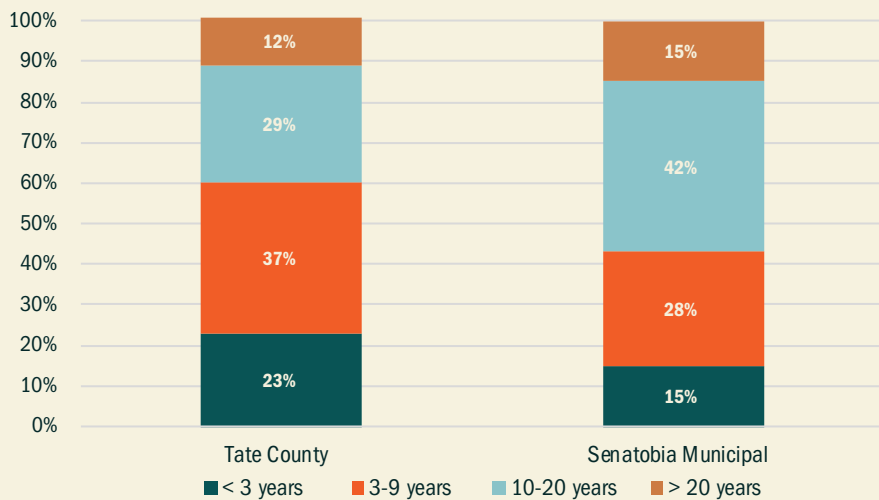
#### STUDENT



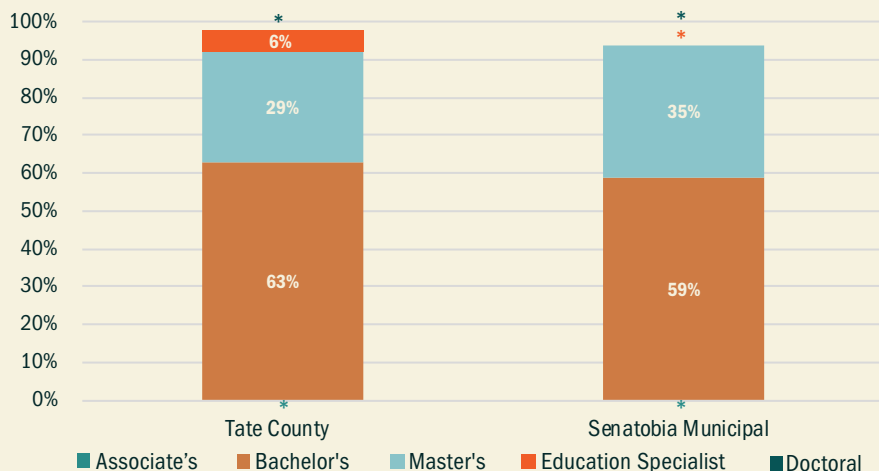
#### TEACHER



## EXPERIENCE



## EDUCATION LEVEL



<sup>1</sup>National Board Certified Teacher data from 2015-2016 school year.  
<sup>2</sup>Chronic Absence Rate (teachers) data from 2014-2015 school year.  
 Teachers missing ten percent or more of the school year are considered chronically absent.  
<sup>3</sup>Student Graduation Rate data from Spring 2018.  
 \*Note. Represents suppressed data to prevent the identification of individuals in small cells (n < 10).