

Tippah

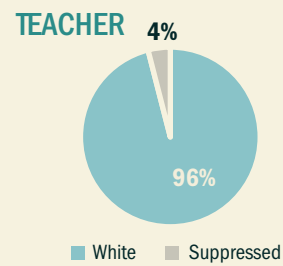
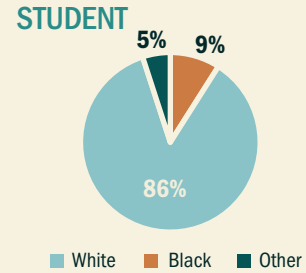


TEACHER CHARACTERISTICS by school district

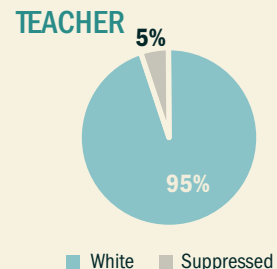
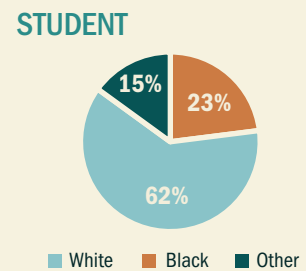
	NORTH TIPPAH		SOUTH TIPPAH	
	n	%	n	%
Total Number	109		208	
Alternate Route Certification	12	11%	17	8%
Gender: Male	21	19%	46	22%
Gender: Female	88	81%	162	78%
¹ National Board Certified	*	*	28	14%
² Chronic Absence Rate	*	*	*	*
³ Student Graduation Rate		85%		85%

RACE DEMOGRAPHICS

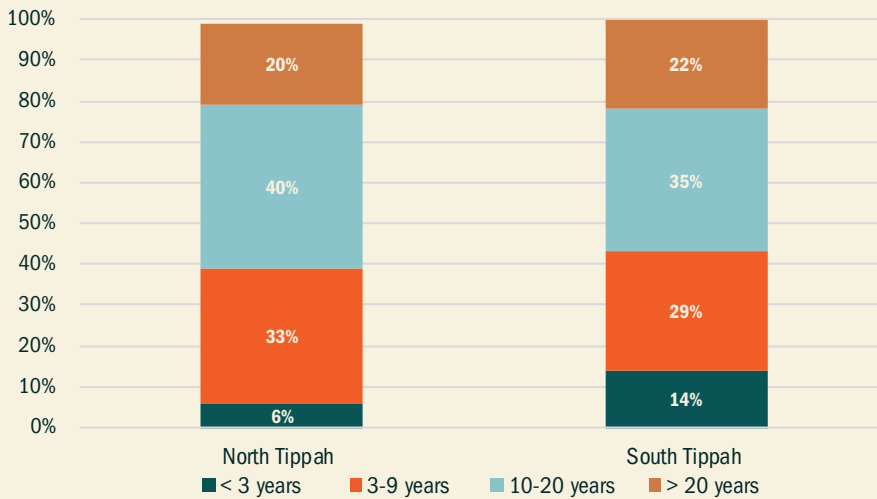
NORTH TIPPAH



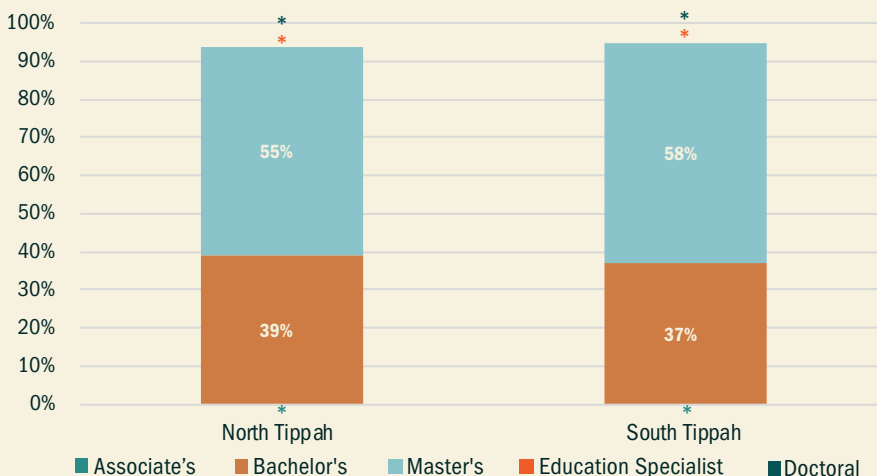
SOUTH TIPPAH



EXPERIENCE



EDUCATION LEVEL



¹National Board Certified Teacher data from 2015-2016 school year.
²Chronic Absence Rate (teachers) data from 2014-2015 school year.
 Teachers missing ten percent or more of the school year are considered chronically absent.
³Student Graduation Rate data from Spring 2018.
 *Note. Represents suppressed data to prevent the identification of individuals in small cells (n < 10).
 Source: Mississippi Department of Education

Data: 2017-2018
 unless otherwise noted
 Social Science Research Center
 Mississippi State University
www.msdataproject.com