

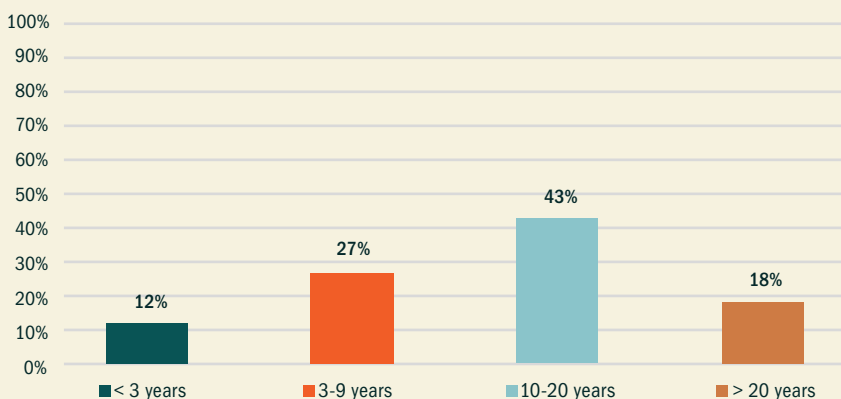
Tishomingo



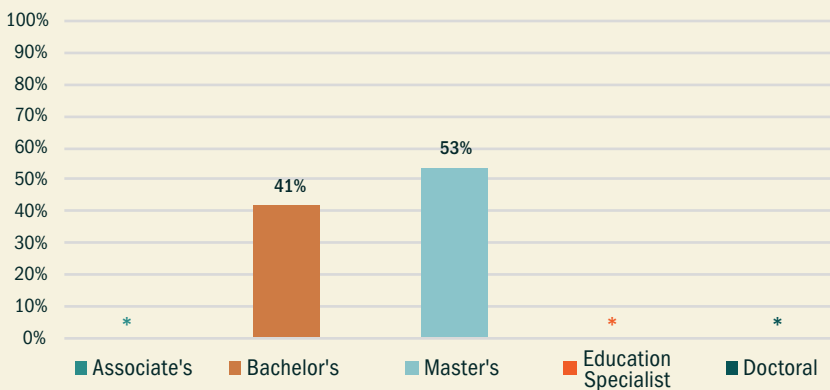
TEACHER CHARACTERISTICS by school district

	TISHOMINGO	
	n	%
Total Number	249	
Alternate Route Certification	21	8%
Gender: Male	64	26%
Gender: Female	185	74%
¹ National Board Certified	32	13%
² Chronic Absence Rate	21	8%
³ Student Graduation Rate		87%

EXPERIENCE



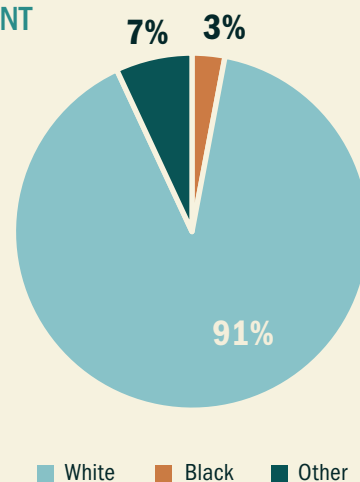
EDUCATION LEVEL



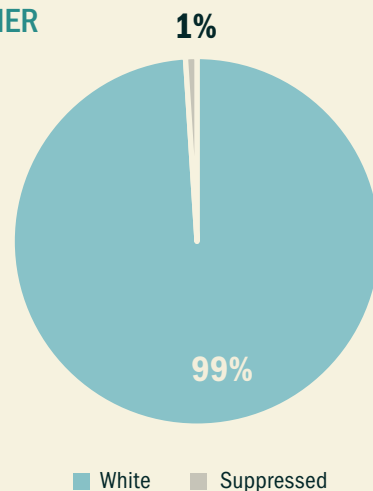
RACE DEMOGRAPHICS

TISHOMINGO

STUDENT



TEACHER



¹National Board Certified Teacher data from 2015-2016 school year.
²Chronic Absence Rate (teachers) data from 2014-2015 school year.
 Teachers missing ten percent or more of the school year are considered chronically absent.
³Student Graduation Rate data from Spring 2018.
 *Note. Represents suppressed data to prevent the identification of individuals in small cells (n < 10).