

Union

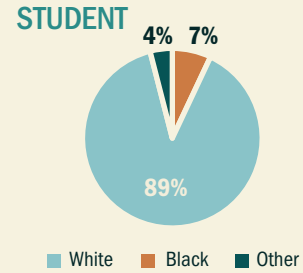


TEACHER CHARACTERISTICS by school district

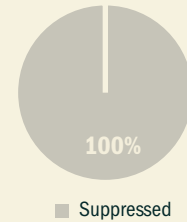
	UNION		NEW ALBANY	
	n	%	n	%
Total Number	205		164	
Alternate Route Certification	17	8%	13	8%
Gender: Male	50	24%	41	25%
Gender: Female	155	76%	123	75%
¹ National Board Certified	26	13%	19	12%
² Chronic Absence Rate	16	8%	11	7%
³ Student Graduation Rate		88%		87%

RACE DEMOGRAPHICS

UNION

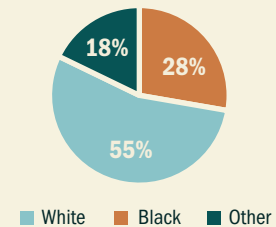


TEACHER

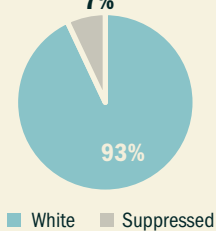


NEW ALBANY

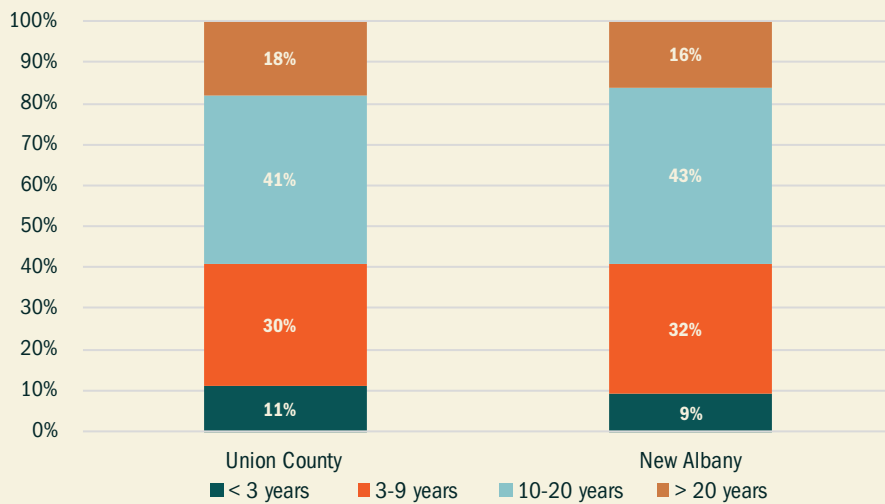
STUDENT



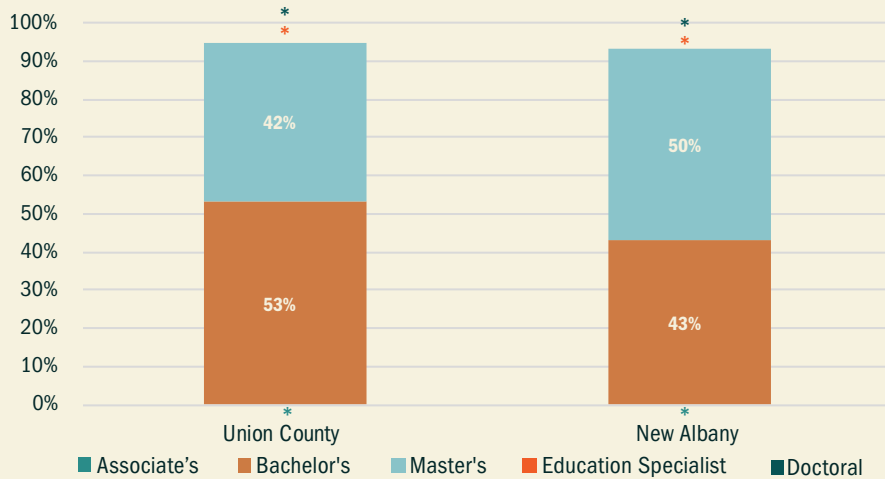
TEACHER



EXPERIENCE



EDUCATION LEVEL



¹National Board Certified Teacher data from 2015-2016 school year.
²Chronic Absence Rate (teachers) data from 2014-2015 school year.
 Teachers missing ten percent or more of the school year are considered chronically absent.
³Student Graduation Rate data from Spring 2018.
 *Note. Represents suppressed data to prevent the identification of individuals in small cells (n < 10).
 Source: Mississippi Department of Education