

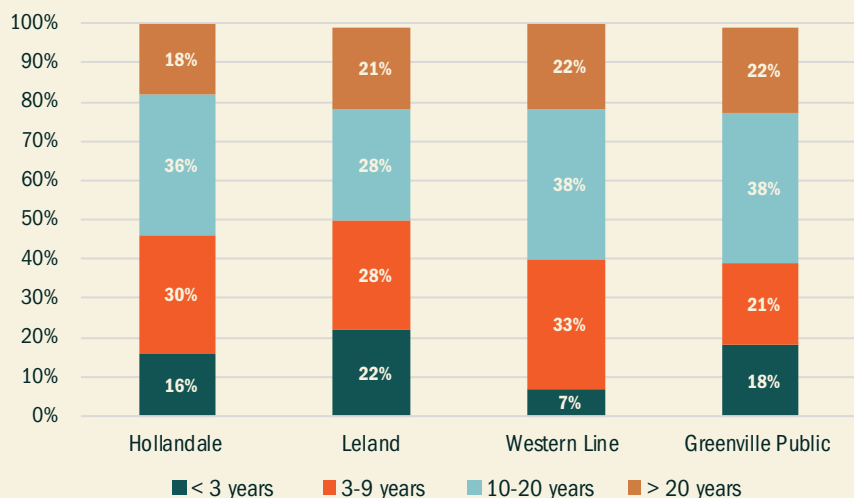
Washington



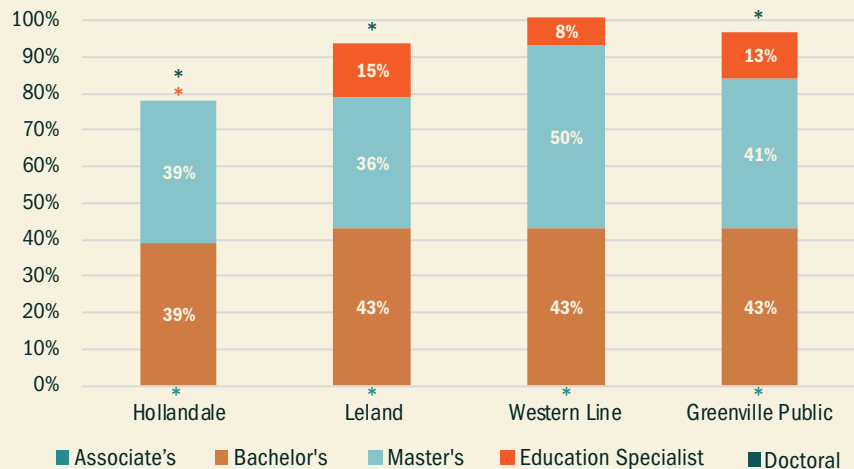
TEACHER CHARACTERISTICS by school district

	GREENVILLE		HOLLANDALE		LELAND		WESTERN LINE	
	n	%	n	%	n	%	n	%
Total Number	339		44		67		145	
Alternate Route Certification	32	9%	*	*	13	19%	21	15%
Gender: Male	62	18%	10	23%	13	19%	28	19%
Gender: Female	277	82%	34	77%	54	81%	117	81%
¹ National Board Certified	*	*	*	*	*	*	*	*
² Chronic Absence Rate	58	13%	*	*	*	*	*	*
³ Student Graduation Rate		71%		88%		86%		82%

EXPERIENCE



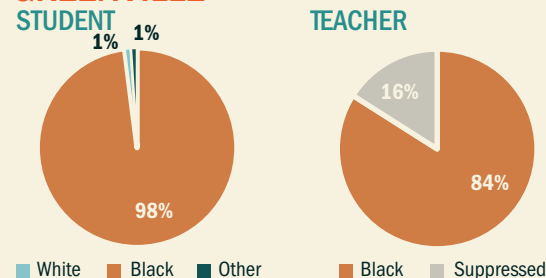
EDUCATION LEVEL



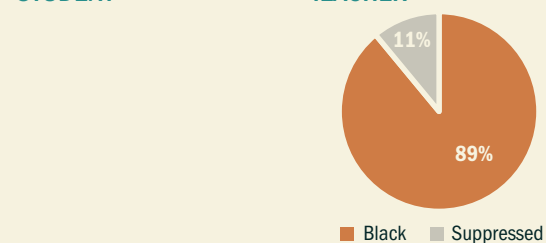
¹National Board Certified Teacher data from 2015-2016 school year.
²Chronic Absence Rate (teachers) data from 2014-2015 school year. Teachers missing ten percent or more of the school year are considered chronically absent.
³Student Graduation Rate data from Spring 2018.
 *Note. Represents suppressed data to prevent the identification of individuals in small cells (n < 10).
 Source: Mississippi Department of Education

RACE DEMOGRAPHICS

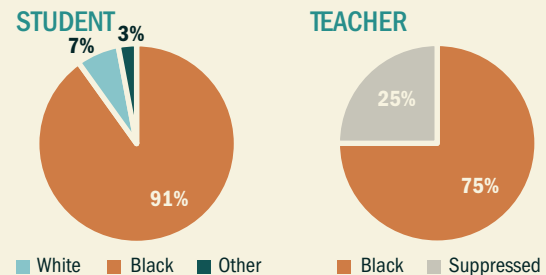
GREENVILLE



HOLLANDALE



LELAND



WESTERN LINE

