

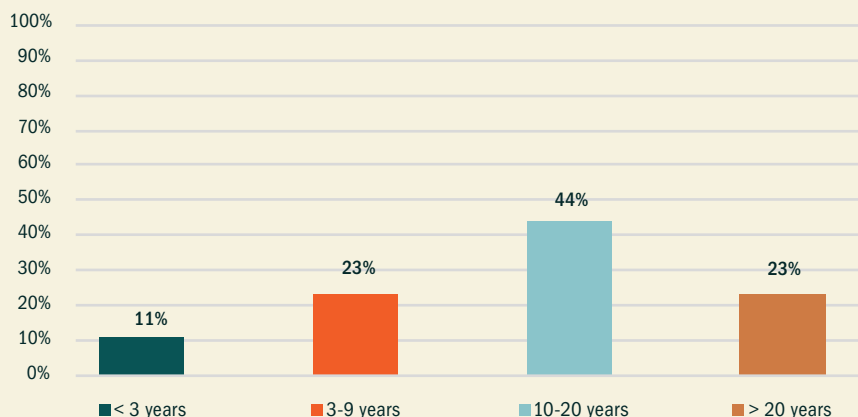
Wilkinson



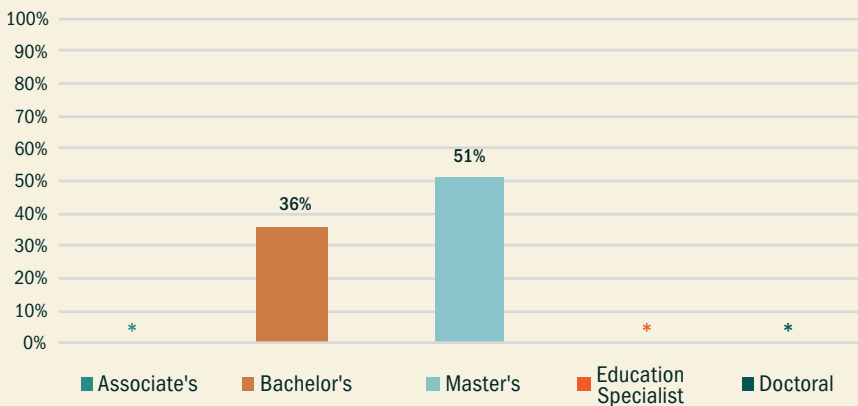
TEACHER CHARACTERISTICS by school district

| | WILKINSON | |
|---------------------------------------|-----------|-----|
| | n | % |
| Total Number | 84 | |
| Alternate Route Certification | * | * |
| Gender: Male | 14 | 17% |
| Gender: Female | 70 | 83% |
| ¹ National Board Certified | * | * |
| ² Chronic Absence Rate | * | * |
| ³ Student Graduation Rate | | 76% |

EXPERIENCE



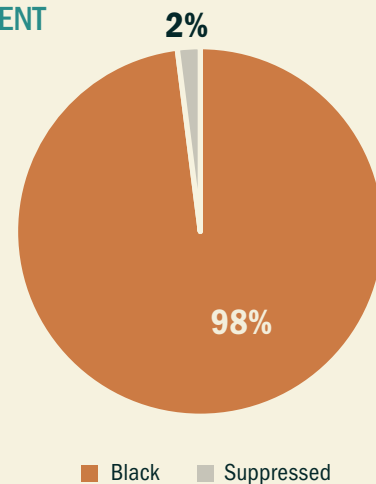
EDUCATION LEVEL



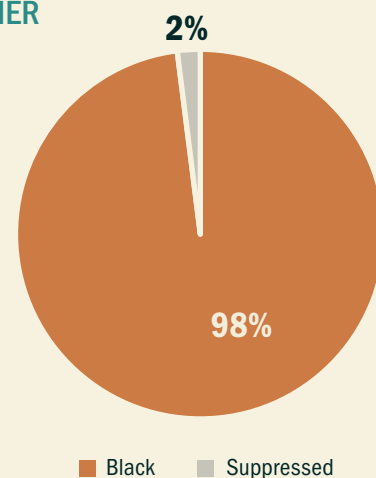
RACE DEMOGRAPHICS

WILKINSON

STUDENT



TEACHER



¹National Board Certified Teacher data from 2015-2016 school year.
²Chronic Absence Rate (teachers) data from 2014-2015 school year.
 Teachers missing ten percent or more of the school year are considered chronically absent.
³Student Graduation Rate data from Spring 2018.
 *Note. Represents suppressed data to prevent the identification of individuals in small cells (n < 10).