

Yalobusha



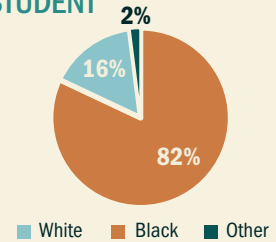
TEACHER CHARACTERISTICS by school district

	COFFEEVILLE		WATER VALLEY	
	n	%	n	%
Total Number	46		85	
Alternate Route Certification	10	22%	*	*
Gender: Male	*	*	20	24%
Gender: Female	38	83%	65	77%
¹ National Board Certified	*	*	10	12%
² Chronic Absence Rate	*	*	*	*
³ Student Graduation Rate		80%		78%

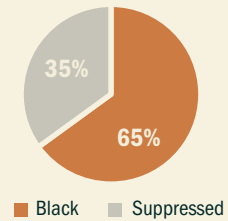
RACE DEMOGRAPHICS

COFFEEVILLE

STUDENT

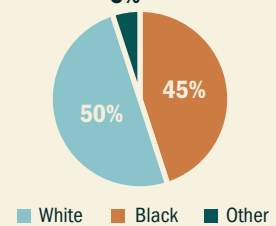


TEACHER

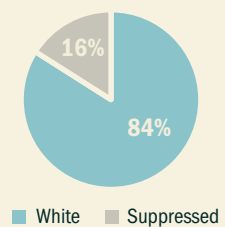


WATER VALLEY

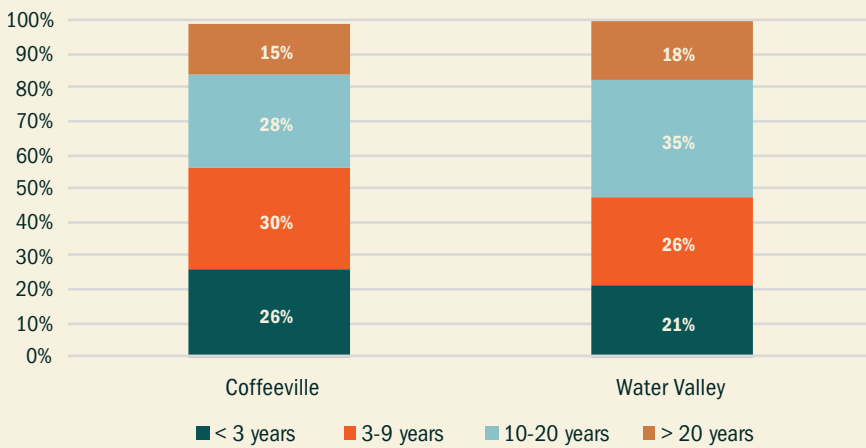
STUDENT



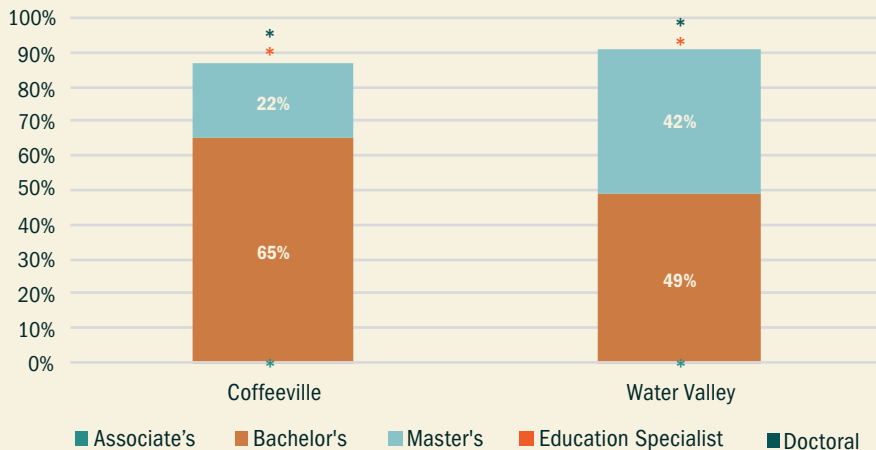
TEACHER



EXPERIENCE



EDUCATION LEVEL



¹National Board Certified Teacher data from 2015-2016 school year.
²Chronic Absence Rate (teachers) data from 2014-2015 school year.
 Teachers missing ten percent or more of the school year are considered chronically absent.
³Student Graduation Rate data from Spring 2018.
 *Note. Represents suppressed data to prevent the identification of individuals in small cells (n < 10).