



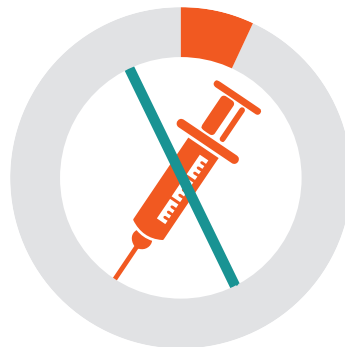
A Summer Snapshot: COVID-19, Vaccination Status, and Vaccination Decisions in Mississippi from June 23-July 5, 2021

October 2021

Percentage of adults aged 18 and over who said they will “definitely NOT get a vaccine.”



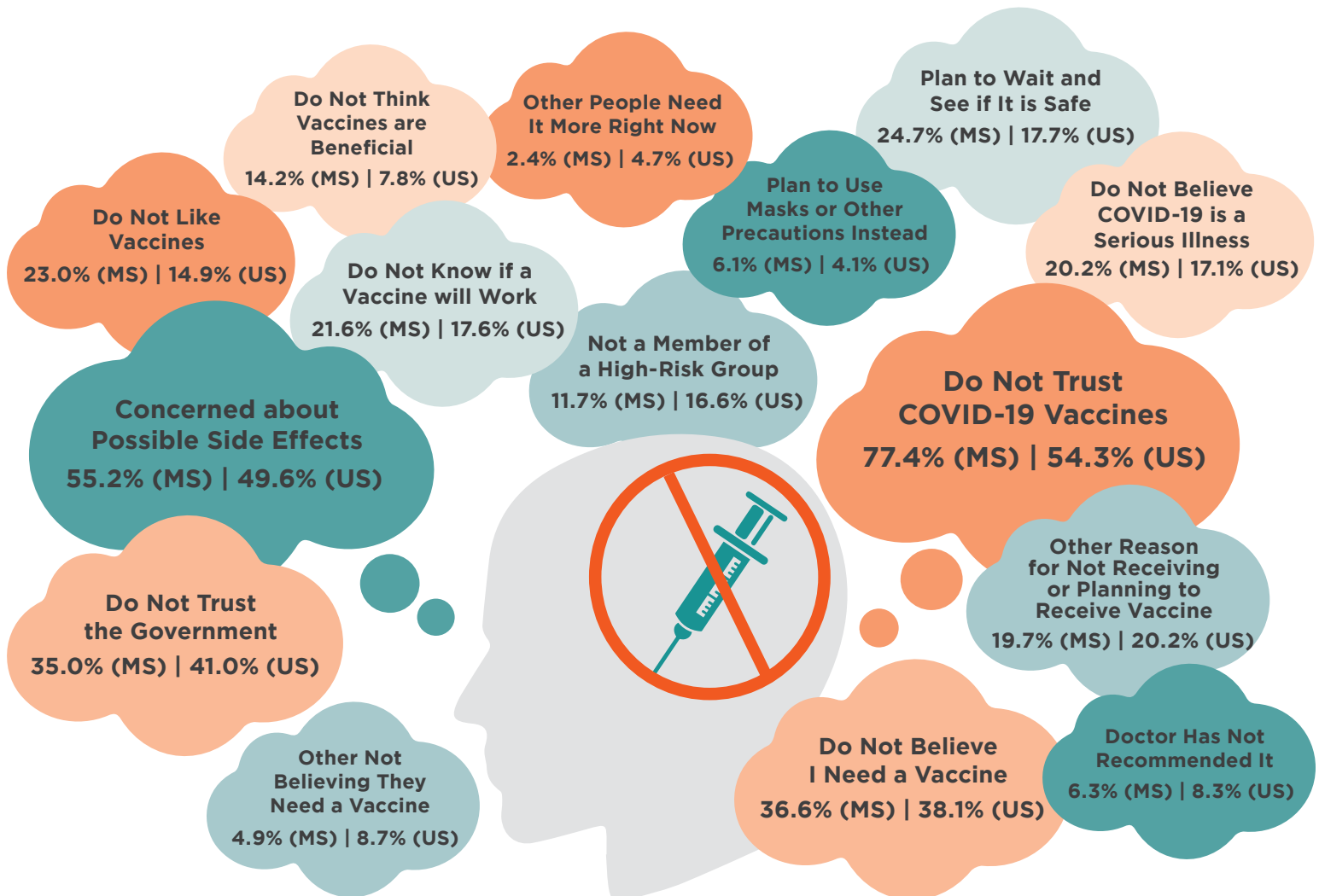
10.9% | MS



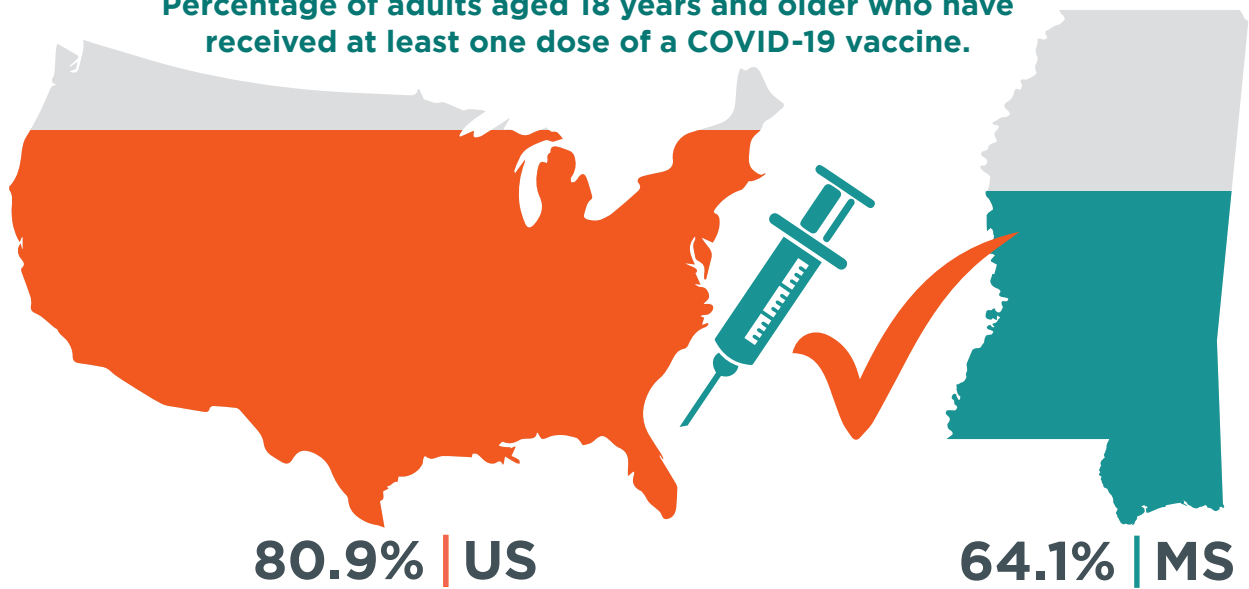
7.0% | US

The United States Census Bureau uses the experimental Household Pulse Survey to quickly gather information on the impact of the coronavirus (COVID-19) pandemic. The data shared in this brief was taken from a pulse survey conducted by the Census Bureau from June 23 through July 5, 2021 by emailing, texting, and calling households across the United States. The survey was conducted with adults (18 years and older).

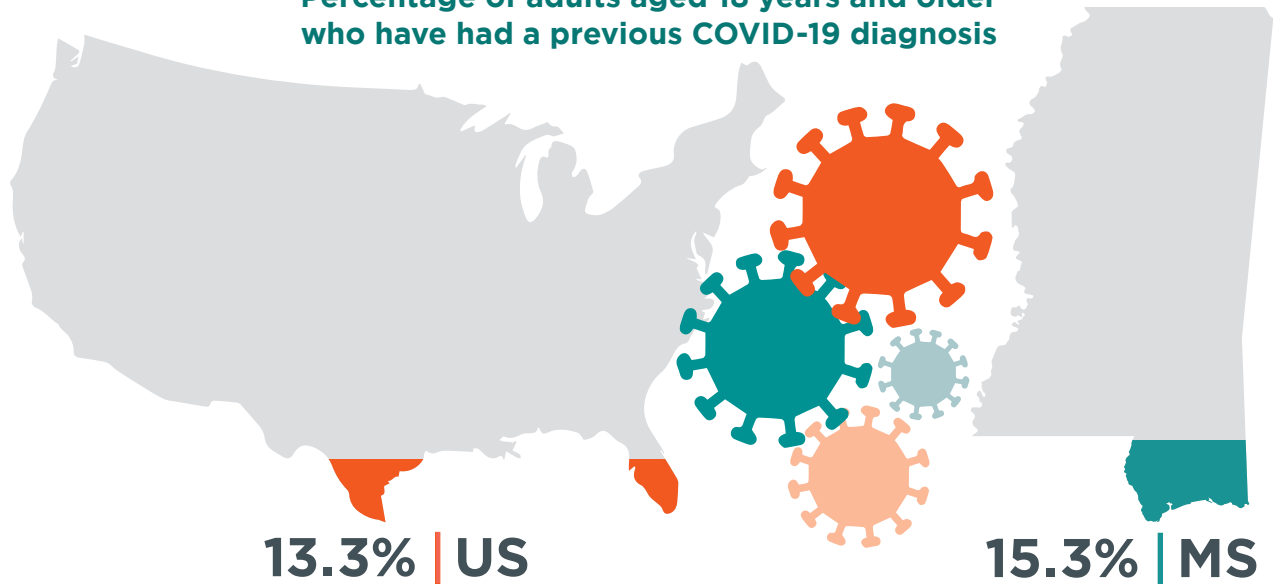
Reasons for Definitely NOT Vaccinating



Percentage of adults aged 18 years and older who have received at least one dose of a COVID-19 vaccine.



Percentage of adults aged 18 years and older who have had a previous COVID-19 diagnosis



References

Source: U.S. Census Bureau, Household Pulse Survey, Week 33, (June 23-July 5), Health Tables, Table 5: COVID-19 Vaccinations, by Select Characteristics. 2021.
<https://www.census.gov/data/tables/2021/demo/hhp/hhp33.html>
<https://www.census.gov/library/visualizations/interactive/household-pulse-survey-covid-19-vaccination-tracker.html>
<https://www.census.gov/programs-surveys/household-pulse-survey/data.html>

Note: These data are experimental. Users should take caution using estimates based on subpopulations of the data - sample sizes may be small and the standard errors may be large.**

* Totals may not sum to 100% as the question allowed for multiple categories to be marked.

** The Census Bureau considers estimated coefficients of variation (standard error divided by the estimate times 100) over 30 percent to indicate potentially serious data quality issues related to sampling error.

Support made possible by funding from the W. K. Kellogg Foundation

