

MISSISSIPPI DATA PROJECT: COUNTY FACT SHEET

Hinds



EDUCATION

by school district

Jackson Public

Total District Enrollment	29,654
Accountability	D
School District Poverty	39.2%
Passed 3rd Grade Reading Assessment	86.5%
Out-of-School Suspension Rate	10.9%
In-School Suspension Rate	7.9%
Total Suspension	15.8%
Kindergarten Readiness Score	478
Chronic Absence <small>(missed ≥ 10% of School Year)</small>	15.2%

Clinton Public

Total District Enrollment	5126
Accountability	A
School District Poverty	18.2%
Passed 3rd Grade Reading Assessment	≥95.0%
Out-of-School Suspension Rate	6.8%
In-School Suspension Rate	.2%
Total Suspension	6.8%
Kindergarten Readiness Score	544
Chronic Absence <small>(missed ≥ 10% of School Year)</small>	16.4%

Hinds County

Total District Enrollment	6447
Accountability	C
School District Poverty	17.0%
Passed 3rd Grade Reading Assessment	91.6%
Out-of-School Suspension Rate	.9%
In-School Suspension Rate	.2%
Total Suspension	1.0%
Kindergarten Readiness Score	526
Chronic Absence <small>(missed ≥ 10% of School Year)</small>	15.2%

DEMOGRAPHICS

Total Population
246,364

Total Births
3336

White
27.8%


Black
70.1%

No Parent Employed
12.8%

Children in Single-Parent Families
58.5%

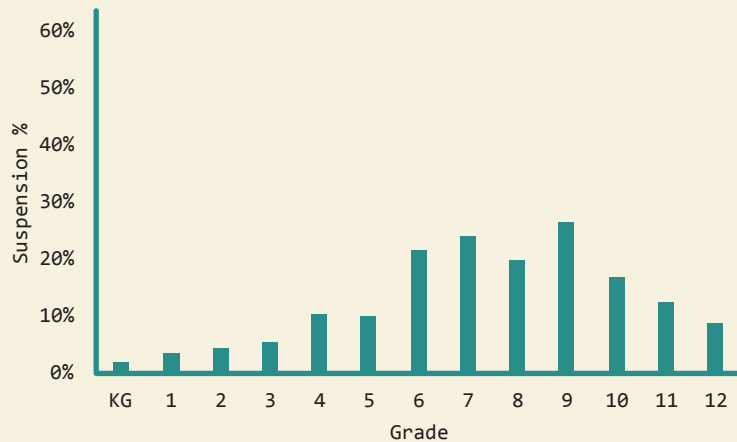
Poverty All Ages
23.6%

Mothers without High School Diploma
16.4%

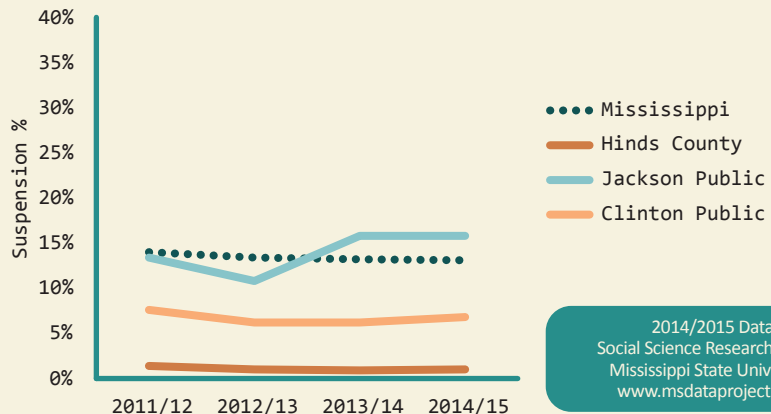


SUSPENSIONS

Suspension Rates (ISS & OSS) by Grade (2014)



Suspension Rate (ISS & OSS; 2011 - 2014)



2014/2015 Data
Social Science Research Center
Mississippi State University
www.msdataproject.com