

# MISSISSIPPI DATA PROJECT: COUNTY FACT SHEET

# Monroe



## EDUCATION

by school district

### Aberdeen

Total District Enrollment	1336
Accountability	D
School District Poverty	33.6%
Passed 3rd Grade Reading Assessment	≥95.0%
Out-of-School Suspension Rate	17.2%
In-School Suspension Rate	11.5%
Total Suspension	22.8%
Kindergarten Readiness Score	513
Chronic Absence <small>(missed ≥ 10% of School Year)</small>	11.0%

### Amory


Total District Enrollment	1788
Accountability	A
School District Poverty	32.1%
Passed 3rd Grade Reading Assessment	92.8%
Out-of-School Suspension Rate	2.0%
In-School Suspension Rate	0.4%
Total Suspension	2.2%
Kindergarten Readiness Score	508
Chronic Absence <small>(missed ≥ 10% of School Year)</small>	11.0%

### Monroe County

Total District Enrollment	2398
Accountability	B
School District Poverty	19.4%
Passed 3rd Grade Reading Assessment	93.6%
Out-of-School Suspension Rate	1.7%
In-School Suspension Rate	10.2%
Total Suspension	11.2%
Kindergarten Readiness Score	531
Chronic Absence <small>(missed ≥ 10% of School Year)</small>	23.2%

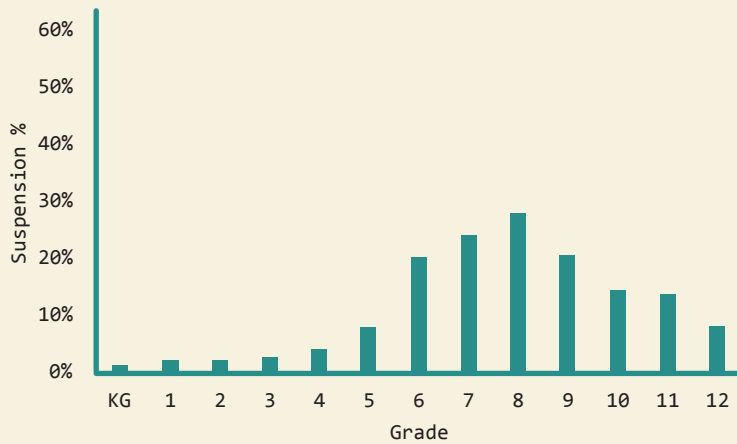
## DEMOGRAPHICS

<b>Total Population</b> 36,383	<b>Total Births</b> 438
<b>White</b> 68.0%	<b>Black</b> 30.9%
<b>No Parent Employed</b> 24.5%	<b>Children in Single-Parent Families</b> 38.0%
<b>Poverty All Ages</b> 20.1%	<b>Mothers without High School Diploma</b> 15.1%

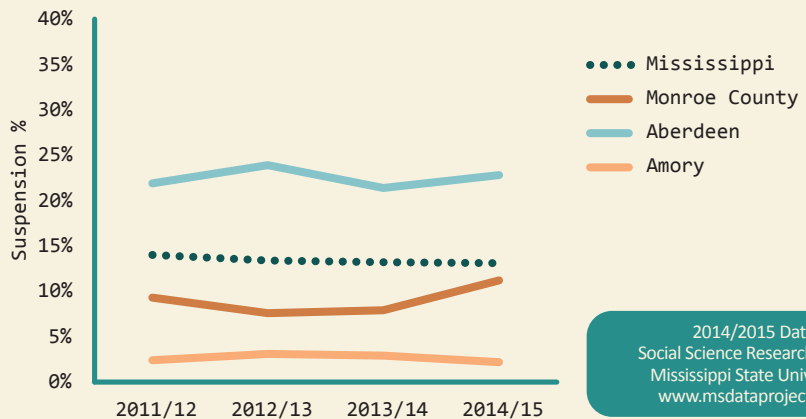


## SUSPENSIONS

Suspension by Grade (districts combined), 2014/15



Suspension Rate (ISS & OSS; 2011 - 2014)



2014/2015 Data  
Social Science Research Center  
Mississippi State University  
www.msdataproject.com