

Newton



EDUCATION

by school district

Newton County

Total District Enrollment	1918
Accountability	B
School District Poverty	35.1%
Passed 3rd Grade Reading Assessment	≥95.0%
Out-of-School Suspension Rate	5.0%
In-School Suspension Rate	9.9%
Total Suspension	12.0%
Kindergarten Readiness Score	523
Chronic Absence <small>(missed ≥ 10% of School Year)</small>	11.1%

Newton Municipal

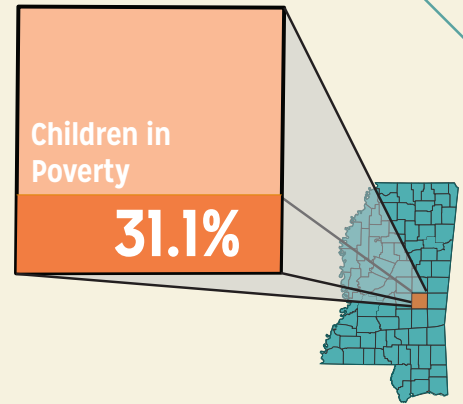
Total District Enrollment	948
Accountability	D
School District Poverty	25.6%
Passed 3rd Grade Reading Assessment	90.0%
Out-of-School Suspension Rate	13.2%
In-School Suspension Rate	24.1%
Total Suspension	28.5%
Kindergarten Readiness Score	514
Chronic Absence <small>(missed ≥ 10% of School Year)</small>	9.3%

Union Public

Total District Enrollment	1048
Accountability	A
School District Poverty	27.6%
Passed 3rd Grade Reading Assessment	92.7%
Out-of-School Suspension Rate	6.5%
In-School Suspension Rate	4.9%
Total Suspension	9.7%
Kindergarten Readiness Score	517
Chronic Absence <small>(missed ≥ 10% of School Year)</small>	12.0%

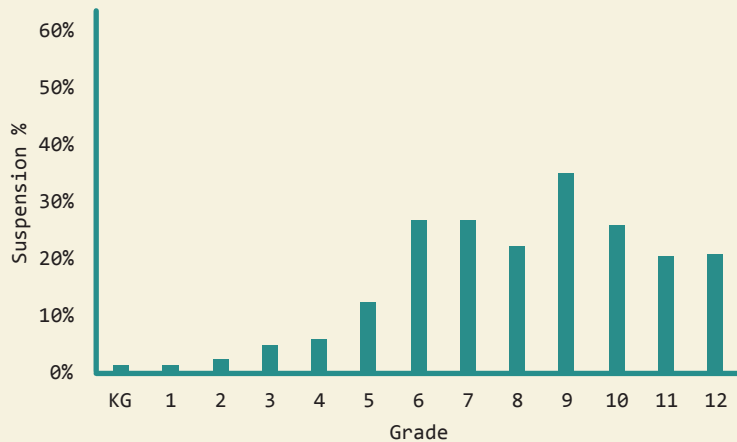
DEMOGRAPHICS

Total Population 21,671	Total Births 286
White 63.6%	Black 30.5%
No Parent Employed 17.8%	Children in Single-Parent Families 44.9%
Poverty All Ages 22.3%	Mothers without High School Diploma 14.7%

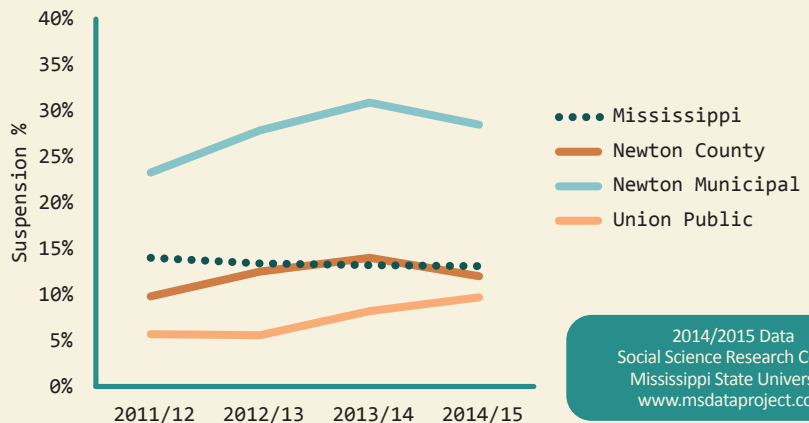


SUSPENSIONS

Suspension by Grade (districts combined), 2014/15



Suspension Rate (ISS & OSS; 2011 - 2014)



2014/2015 Data
Social Science Research Center
Mississippi State University
www.msdataproject.com