

# MISSISSIPPI DATA PROJECT: COUNTY FACT SHEET

## Pike



### EDUCATION

by school district

#### North Pike

Total District Enrollment	2594
Accountability	B
School District Poverty	29.4%
Passed 3rd Grade Reading Assessment	≥95.0%
Out-of-School Suspension Rate	14.6%
In-School Suspension Rate	13.0%
Total Suspension	19.5%
Kindergarten Readiness Score	502
Chronic Absence <small>(missed ≥ 10% of School Year)</small>	15.8%

#### South Pike

Total District Enrollment	1808
Accountability	C
School District Poverty	46.8%
Passed 3rd Grade Reading Assessment	84.3%
Out-of-School Suspension Rate	13.8%
In-School Suspension Rate	0.7%
Total Suspension	14.2%
Kindergarten Readiness Score	487
Chronic Absence <small>(missed ≥ 10% of School Year)</small>	12.9%

#### McComb

Total District Enrollment	2838
Accountability	D
School District Poverty	41.8%
Passed 3rd Grade Reading Assessment	83.0%
Out-of-School Suspension Rate	17.3%
In-School Suspension Rate	9.5%
Total Suspension	20.6%
Kindergarten Readiness Score	476
Chronic Absence <small>(missed ≥ 10% of School Year)</small>	19.2%

### DEMOGRAPHICS

**Total Population**  
40,209

**Total Births**  
540

**White**  
46.0%

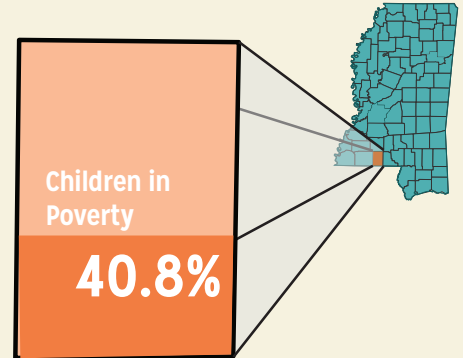
**Black**  
52.2%

**No Parent Employed**  
21.9%

**Children in Single-Parent Families**  
52.6%

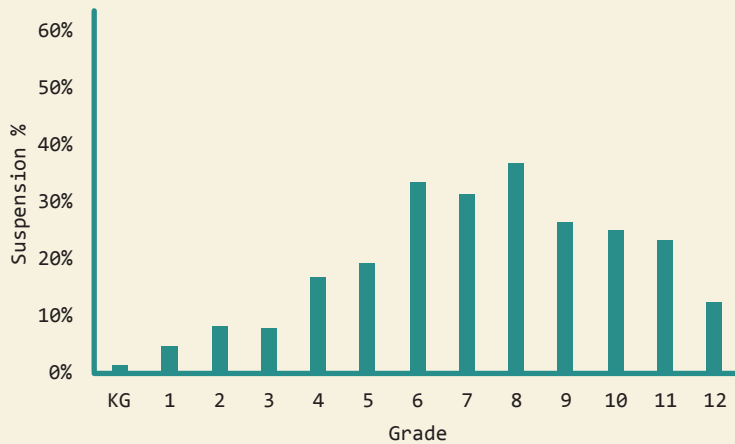
**Poverty All Ages**  
30.5%

**Mothers without High School Diploma**  
23.7%

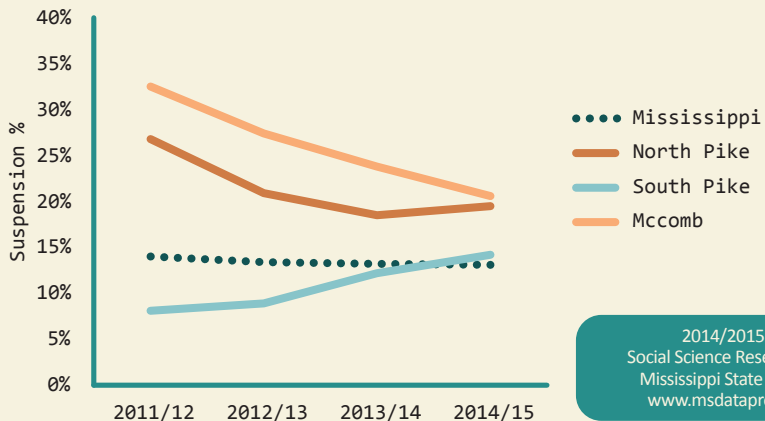


### SUSPENSIONS

Suspension by Grade (districts combined), 2014/15



Suspension Rate (ISS & OSS; 2011 - 2014)



2014/2015 Data  
Social Science Research Center  
Mississippi State University  
www.msdataproject.com