

# Prentiss



## EDUCATION

by school district

### Prentiss County

Total District Enrollment	2420
Accountability	B
School District Poverty	23.2%
Passed 3rd Grade Reading Assessment	93.5%
Out-of-School Suspension Rate	1.4%
In-School Suspension Rate	0.1%
Total Suspension	1.4%
Kindergarten Readiness Score	493
Chronic Absence <small>(missed ≥ 10% of School Year)</small>	14.2%

### Baldwyn


Total District Enrollment	831
Accountability	C
School District Poverty	33.6%
Passed 3rd Grade Reading Assessment	≥95.0%
Out-of-School Suspension Rate	4.7%
In-School Suspension Rate	2.2%
Total Suspension	6.1%
Kindergarten Readiness Score	484
Chronic Absence <small>(missed ≥ 10% of School Year)</small>	10.1%

### Booneville

Total District Enrollment	1370
Accountability	A
School District Poverty	34.9%
Passed 3rd Grade Reading Assessment	≥95.0%
Out-of-School Suspension Rate	3.6%
In-School Suspension Rate	3.7%
Total Suspension	6.1%
Kindergarten Ready	522
Chronic Absence <small>(missed ≥ 10% of School Year)</small>	11.8%

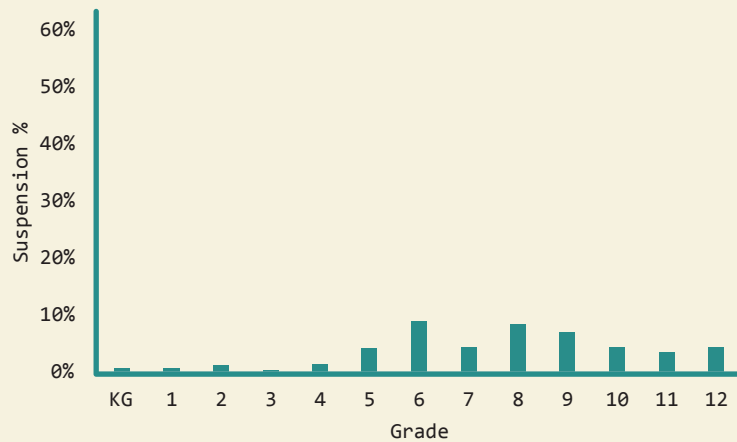
## DEMOGRAPHICS

<b>Total Population</b> 25,338	<b>Total Births</b> 270
<b>White</b> 84.3%	<b>Black</b> 14.1%
<b>No Parent Employed</b> 18.8%	<b>Children in Single-Parent Families</b> 36.0%
<b>Poverty All Ages</b> 22.3%	<b>Mothers without High School Diploma</b> 17.0%

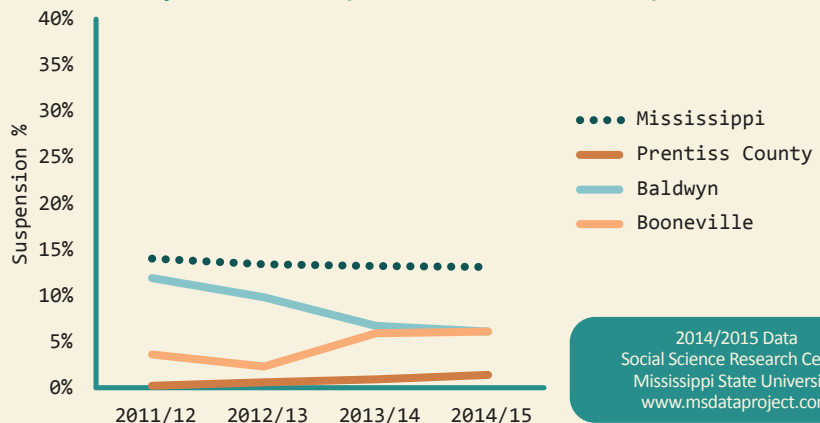


## SUSPENSIONS

Suspension by Grade (districts combined), 2014/15



Suspension Rate (ISS & OSS; 2011 - 2014)



2014/2015 Data  
Social Science Research Center  
Mississippi State University  
[www.msdataproject.com](http://www.msdataproject.com)