

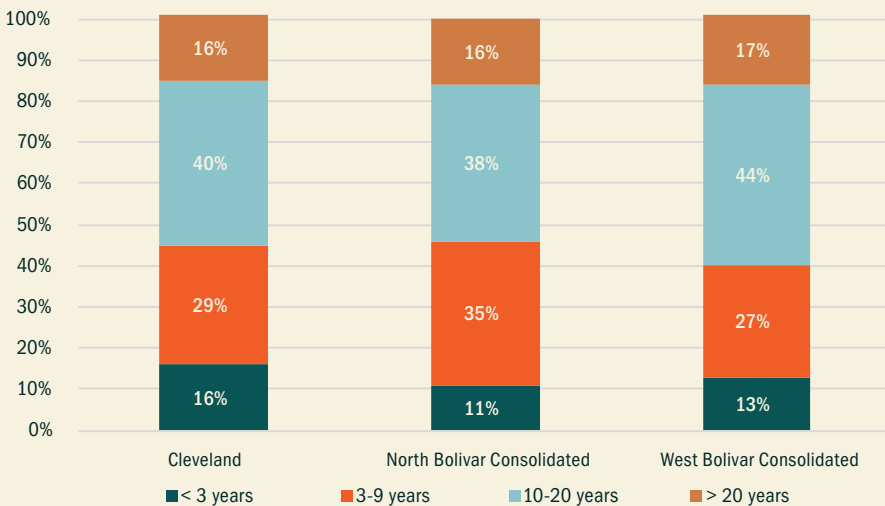
Bolivar



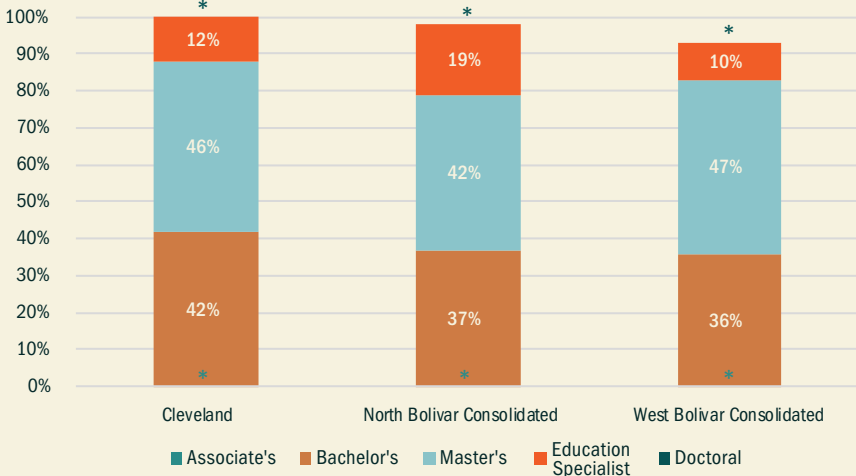
TEACHER CHARACTERISTICS by school district

	CLEVELAND		NORTH BOLIVAR		WEST BOLIVAR	
	n	%	n	%	n	%
Total Number	248		81		108	
Alternate Route Certification	20	8%	*	*	16	15%
Gender: Male	50	20%	17	21%	34	32%
Gender: Female	198	80%	64	79%	74	69%
¹ National Board Certified	15	6%	*	*	*	*
² Chronic Absence Rate	29	11%	*	*	12	8%
³ Student Graduation Rate		86%		80%		76%

EXPERIENCE

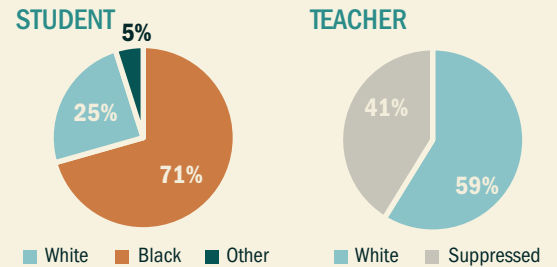


EDUCATION LEVEL

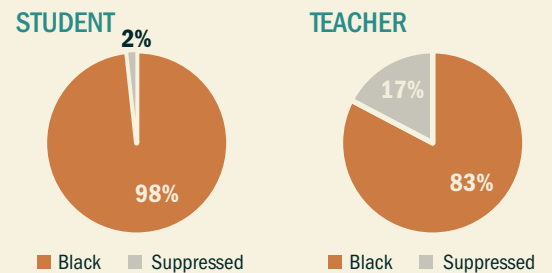


RACE DEMOGRAPHICS

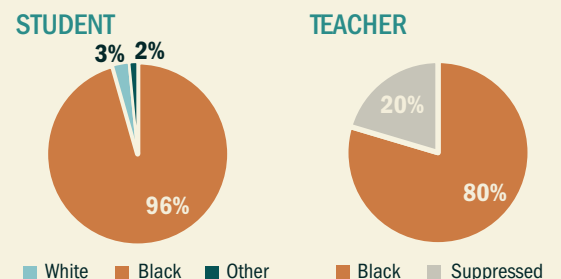
CLEVELAND



NORTH BOLIVAR CONSOLIDATED



WEST BOLIVAR CONSOLIDATED



¹National Board Certified Teacher data from 2015-2016 school year.
²Chronic Absence Rate (teachers) data from 2014-2015 school year.
 Teachers missing ten percent or more of the school year are considered chronically absent.
³Student Graduation Rate data from Spring 2018.
 *Note. Represents suppressed data to prevent the identification of individuals in small cells (n < 10).